

Good Writers



Anne Taylor



3

Good Writers 3

Anne Taylor

© 2023 Seed Learning, Inc.
7212 Canary Lane,
Sachse, TX, USA

All rights reserved. No part of this book may be reproduced, stored in a retrieval system, or transmitted in any form by any means, electronic, mechanical, photocopying, recording, or otherwise, without prior permission in writing from the publisher.

Acquisitions Editor: Rose Morgan
Content Editor: Casey Malarcher
Copy Editor: Dave Charlton
Cover/Design: Highline Studio

<http://www.seed-learning.com>







ISBN: 979-8-88668-010-2

10 9 8 7 6 5 4 3 2
26 25 24 23

Good Writers



Contents

	Title	Writing Type	Unit Objective
	Good Advice	Paragraph	Write advice for a friend who wants to be healthy or be a good student
	Come to the Festival!	Report	Write a report about a festival
	I'm So Sorry	Letter	Write a letter to say sorry for something you did
	An Interesting Job	Paragraph	Write about a job you'd like to do
	Let's Save Water!	Report	Write a report explaining how to save water
	The Best Food in Town!	Restaurant review	Write a review of a restaurant
	A Beautiful Place	Paragraph	Write a description of a photo
	Wild Weather	Report	Write a report about events related to the weather




Model Writing Topic	Target Structure	Page
<ul style="list-style-type: none">• Health Advice• Advice for Being a Good Student	<ul style="list-style-type: none">• <i>Should + verb, could + verb, how about + ing</i>	8
<ul style="list-style-type: none">• The Fall Festival• The May Day Festival	<ul style="list-style-type: none">• <i>I think (that), In my opinion, I believe (that)</i>	16
<ul style="list-style-type: none">• I'm So Sorry• Can You Forgive Me?	<ul style="list-style-type: none">• Parallel structure• <i>I'm sorry for + ing, Forgive me for + ing, I'm sorry that I + verb</i>	24
<ul style="list-style-type: none">• A Great Job for Me!• A Job I'd Be Good At	<ul style="list-style-type: none">• <i>And, so, or</i>	32
<ul style="list-style-type: none">• Let's Save Water• How to Save Water	<ul style="list-style-type: none">• Imperatives	40
<ul style="list-style-type: none">• A Great Restaurant• A New Restaurant	<ul style="list-style-type: none">• Superlatives	48
<ul style="list-style-type: none">• A Beautiful City• A Scenic Beach	<ul style="list-style-type: none">• Prepositions of location	56
<ul style="list-style-type: none">• Our Changing Weather• The Problem with Floods	<ul style="list-style-type: none">• <i>Because, because of, since, due to</i>	64

How to Use This Book

Good Writers is a three-book writing series for students who have around four years' experience of studying English. Each unit features two model writing passages with useful vocabulary and helpful sentence patterns that students can use to create their own passage. As the series progresses, students learn how to organize their thoughts, put sentences together, and choose suitable topic sentences and concluding sentences. The series also encourages students to edit their writing—an important part of the writing process. Students who complete this series will develop stronger writing skills and gain confidence in their ability to communicate through the written word.

Warm Up

In Part A of **Warm Up**, the unit's topic is introduced with photos and mini dialogs. Take a moment to ask students about what they see on the page and encourage them to ask any questions they may have about the topic. Part B gives students their first exposure to important vocabulary and expressions that they will see and use throughout the unit. Students should complete this activity on their own and then check their answers with a partner.

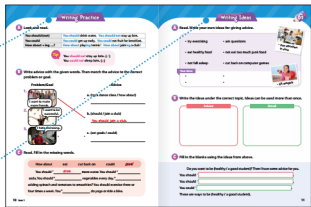


Writing Model 1

Writing Model 1 incorporates some of the vocabulary and expressions from the first page within a model paragraph. The questions below Model 1 ask students to think about the content of the passage and get them thinking about how the words and expressions are used. Students may answer these questions alone or with a partner.

Writing Practice

Writing Practice features a simple grammar point for students to review and practice. Units also include a tip to help students understand usage of the grammar point. Students can complete this page on their own or in groups.



Writing Ideas

Writing Ideas provides additional vocabulary items that can be used in the unit's target sentence structures. Here students practice grammar and writing as well as speaking. The goal of this page is for students to start generating their own ideas. If time permits, allow students to share the sentences they have created on their own or in small groups.

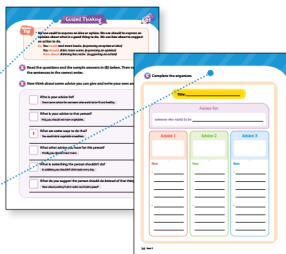
Writing Model 2

A second model passage is presented in **Writing Model 2**. However, on this page, students use a writing outline and a passage with blanks to piece together a complete model passage for themselves. This approach encourages them to think about the process of writing and how a paragraph should be structured, and prepares them for when they write their own paragraphs.




Guided Thinking

Guided Thinking begins with a helpful writing tip related to the unit. In Part A, students read questions and answers based on the structure and content of the model passages. Students provide their own answers to these questions, which enables them to think about the information they will include in their own passage. In Part B, they organize this information within a graphic organizer. This page helps learners gain confidence, understand how to organize a paragraph, and develop writing fluency.



Guided Writing

On the last page of the unit, students will write the first draft of their own passages in **Guided Writing**. Students choose from sample introductory and concluding sentences. Then they complete guided drafts with the information they have recorded in the unit up to this point. Students then edit their work. They can also share their writing with peers for a round of peer editing.



Workbook

The workbook provides students additional editing practice. In Part A of **Writing Skills**, students find and correct errors in the sentences. In Part B, students get the opportunity to make their own sentences using vocabulary and structures from the unit. In the **Final Writing** section, students complete a final draft of their own writing based on their first draft in the Student Book. Students should refer to the **Student Checklist** in the related unit of the student book. Using this checklist, students should check and correct their writing as needed.


Unit
01

Good Advice

Warm Up

A Look and read.

I want to become healthy.




You should eat more vegetables.

I don't want to be stressed out.



You should find a fun hobby.

B Look at the pictures. Write the words under the correct pictures. 

stay up late

take a break

go offline

~~cut back~~

1.

cut back

2.



3.



4.



check social media

make a study group

set goals

take good notes

5.



6.



7.



8.



A Read.

Weekly School Newsletter

Page 2

Health Advice

Do you want to be healthy and fit? Then I have some advice for you. There are three things you can do. First, you should get enough sleep. You shouldn't stay up late. You should get eight hours of sleep every night. In addition, you should worry less. You shouldn't worry about small things. You should talk to your friends or parents when you are worried. Finally, you should exercise more. How about taking exercise breaks? When you are studying or playing computer games, you could get up and move! These are simple ideas to help you feel good!



B Check (✓) the topic of the passage above.

- Advice for people who want to be healthy
- Advice for people who can't sleep well
- Advice for people who want to make friends

C Imagine you are the writer. Answer the questions.

1. What are three things I should do?
You could get enough sleep, worry less, and exercise more.
2. What should I do to worry less?
You should _____.
3. What is one way to exercise more?
You could _____.