

Good Writers

Anne Taylor



Good Writers 2

Anne Taylor

© 2023 Seed Learning, Inc.
7212 Canary Lane,
Sachse, TX, USA

All rights reserved. No part of this book may be reproduced, stored in a retrieval system, or transmitted in any form by any means, electronic, mechanical, photocopying, recording, or otherwise, without prior permission in writing from the publisher.

Acquisitions Editor: Rose Morgan
Content Editor: Casey Malarcher
Copy Editor: Tracey Blash
Cover/Design: Highline Studio

<http://www.seed-learning.com>









ISBN: 979-8-88668-009-6

10 9 8 7 6 5 4 3
27 26 25 24

Good Writers



Contents

	Title	Writing Type	Unit Objective
	A Fun Party	Essay	Write about a party you enjoyed
	A Bad Fight!	Journal	Write a journal entry about a fight you had
	My Hero	Essay	Write about someone who is a hero to you
	A Book I Read	Book report	Write a report about a book you read
	My Dream House	Essay	Write about your dream house
	Our Rules	Poster	Make class rules for a poster
	If I Were Rich	Essay	Write about what you would do if you were rich
	Watch Me Unbox This!	Script	Write a script for a video




Model Writing Topic	Target Structure	Page
<ul style="list-style-type: none">• A Fun Party• A Graduation Party	<ul style="list-style-type: none">• Simple past tense	8
<ul style="list-style-type: none">• A Fight With My Sister• A Bad Fight	<ul style="list-style-type: none">• Gerund as subject and object	16
<ul style="list-style-type: none">• My Hero• My Hero, Greta Thunberg	<ul style="list-style-type: none">• Comparatives with <i>as ... as</i> <i>/not as ... as</i>	24
<ul style="list-style-type: none">• A Great Book• A Fun Book	<ul style="list-style-type: none">• Answering information questions (<i>Who, Where, When, Why, etc.</i>) for a book report	32
<ul style="list-style-type: none">• My Dream House• My Forest House	<ul style="list-style-type: none">• Using <i>when</i> (time), <i>where</i> (place), and <i>so that</i> (purpose)	40
<ul style="list-style-type: none">• Our Class Rules• Rules for a Happy Classroom	<ul style="list-style-type: none">• <i>Must/must not, have to, should, don't have to</i>	48
<ul style="list-style-type: none">• If I Were Rich• My Space Dream	<ul style="list-style-type: none">• Using the 2nd conditional: <i>If I were ..., I would ...</i>	56
<ul style="list-style-type: none">• Watch Me Unbox This• Welcome to Our Video	<ul style="list-style-type: none">• Verb + obj. + bare infinitive	64

How to Use This Book

Good Writers is a three-book writing series for students who have around four years' experience of studying English. Each unit features two model writing passages with useful vocabulary and helpful sentence patterns that students can use to create their own passage. As the series progresses, students learn how to organize their thoughts, put sentences together, and choose suitable topic sentences and concluding sentences. The series also encourages students to edit their writing—an important part of the writing process. Students who complete this series will develop stronger writing skills and gain confidence in their ability to communicate through the written word.

Warm Up

In Part A of **Warm Up**, the unit's topic is introduced with photos and mini dialogs. Take a moment to ask students about what they see on the page and encourage them to ask any questions they may have about the topic. Part B gives students their first exposure to important vocabulary and expressions that they will see and use throughout the unit. Students should complete this activity on their own and then check their answers with a partner.

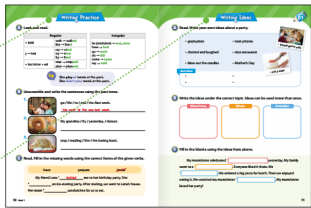


Writing Model 1

Writing Model 1 incorporates some of the vocabulary and expressions from the first page within a model paragraph. The questions below Model 1 ask students to think about the content of the passage and get them thinking about how the words and expressions are used. Students may answer these questions alone or with a partner.

Writing Practice

Writing Practice features a simple grammar point for students to review and practice. Units also include a tip to help students understand usage of the grammar point. Students can complete this page on their own or in groups.



Writing Ideas

Writing Ideas provides additional vocabulary items that can be used in the unit's target sentence structures. Here students practice grammar and writing as well as speaking. The goal of this page is for students to start generating their own ideas. If time permits, allow students to share the sentences they have created on their own or in small groups.

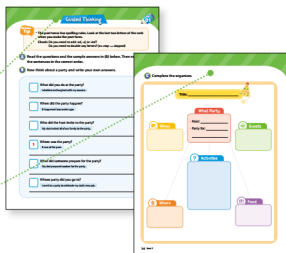
Writing Model 2

A second model passage is presented in **Writing Model 2**. However, on this page, students use a writing outline and a passage with blanks to piece together a complete model passage for themselves. This approach encourages them to think about the process of writing and how a paragraph should be structured, and prepares them for when they write their own paragraphs.



Guided Thinking

Guided Thinking begins with a helpful writing tip related to the unit. In Part A, students read questions and answers based on the structure and content of the model passages. Students provide their own answers to these questions, which enables them to think about the information they will include in their own passage. In Part B, they organize this information within a graphic organizer. This page helps learners gain confidence, understand how to organize a paragraph, and develop writing fluency.



Guided Writing

On the last page of the unit, students will write the first draft of their own passages in **Guided Writing**. Students choose from sample introductory and concluding sentences. Then they complete guided drafts with the information they have recorded in the unit up to this point. Students then edit their work. They can also share their writing with peers for a round of peer editing.



Workbook

The workbook provides students additional editing practice. In Part A of **Writing Skills**, students find and correct errors in the sentences. In Part B, students get the opportunity to make their own sentences using vocabulary and structures from the unit. In the **Final Writing** section, students complete a final draft of their own writing based on their first draft in the Student Book. Students should refer to the **Student Checklist** in the related unit of the student book. Using this checklist, students should check and correct their writing as needed.

Warm Up

A Look and read.

What is something you enjoyed at a party?



I enjoyed decorating cupcakes.

How many guests did you invite to your party?



I invited my four best friends.

B Look at the pictures. Write the words under the correct pictures.



celebrate a birthday

karaoke party

chat

~~open gifts~~

1.



open gifts

2.



3.



4.



light candles

receive a present

frosting

party guest

5.



6.



7.



8.



A Read.

A Fun Party

I went to an amazing party last week. My cousin celebrated her 14th birthday. She invited me and our other cousins. She had a karaoke party at her house. Everyone enjoyed singing their favorite songs. We also chatted and laughed. I decorated a birthday cake with blue frosting. Her mom lit the candles. My cousin received presents from all the party guests. We watched her open her gifts. She thanked everyone for coming to her party. I didn't want the party to end. Karaoke parties are the best kind of party!



B Check (✓) the topic of the passage above.

- How to sing karaoke
- A birthday party
- A singing contest

C Imagine you are the writer. Answer the questions.

1. What did your cousin celebrate?
My cousin celebrated her 14th birthday.
2. Who did your cousin invite to the party?
She _____.
3. What did everyone enjoy at the party?
Everyone _____.