

Oxford
Grammar 1
for Schools



Martin Moore

All the grammar you need
for Cambridge English: *Starters*

OXFORD
UNIVERSITY PRESS

Great Clarendon Street, Oxford, OX2 6DP, United Kingdom

Oxford University Press is a department of the University of Oxford.
It furthers the University's objective of excellence in research, scholarship,
and education by publishing worldwide. Oxford is a registered trade
mark of Oxford University Press in the UK and in certain other countries

© Oxford University Press 2013

The moral rights of the author have been asserted

First published in 2013

2017 2016 2015 2014 2013

10 9 8 7 6 5 4 3 2

No unauthorized photocopying

All rights reserved. No part of this publication may be reproduced, stored
in a retrieval system, or transmitted, in any form or by any means, without
the prior permission in writing of Oxford University Press, or as expressly
permitted by law, by licence or under terms agreed with the appropriate
reprographics rights organization. Enquiries concerning reproduction outside
the scope of the above should be sent to the ELT Rights Department, Oxford
University Press, at the address above

You must not circulate this work in any other form and you must impose
this same condition on any acquirer

Links to third party websites are provided by Oxford in good faith and for
information only. Oxford disclaims any responsibility for the materials
contained in any third party website referenced in this work

ISBN: 978 0 19 455900 3

Printed in China

This book is printed on paper from certified and well-managed sources

ACKNOWLEDGEMENTS

Illustrations by: Judy Brown pp.17a, 25a, 37a-d, 40g, 51b-g, 64a-f, 72, 79b-i,
82a-f, 87a, 92a-f, 98a-f, 102a-f, 109b-g, 117a, 121a-d, 123a, 129a; Heather Clarke
pp.16a-j, 20a-g, 20h-m, 23a-j, 26a-h, 27a-f, 29a-r, 32a-h, 38a-c, 45i-j, 47b-j, 49a-h,
50a-o, 52a-n, 54a-j, 54k, 55b-m, 56a-i, 63a-h, 66a-l, 71a-f, 104a-l, 119a-f, 122e-h,
125b-j, 128a-d, 130a-f, 131a-r, 137a; Sean Longcroft pp.11b-e, 27i-l, 31a-h, 38d,
44a, 49i, 57a, 58a, 61a-d, 73a, 81a-f, 84a-f, 85b, 89a-b, 95a-f, 103a-f, 112a, 116a,
124a, 128e; Andy Peters pp.4a, 11a, 15a & i, 16k-l, 19a, 19b-g, 21a-h, 21i-p,
22a-j, 24a-d, 30a, 35a, 39a, 42a, 47a, 51a, 55a, 59g, 62a-b, 68a, 70a, 75a-b, 79a,
85a, 90a, 94a, 99a-b, 105a, 107a, 109a, 111a-b, 114a, 118a, 122a-d, 125a; Alex
Turner pp.12a-h, 27g-h, 34a, 40a-f, 41a-f, 48a, 59a-f, 76a-b, 80a, 83a-b, 88a-c,
96a-f, 100a-f, 115a, 126a-h; James Hart pp.14a, 22k, 28a, 36a-f, 43a, 46a-b, 60a,
69a, 73b, 78a-j, 80b-c, 91a-h, 97a, 101a-d, 111c, 118b-i, 120a, 127a

Oxford
Grammar 1
for Schools

Martin Moore

OXFORD
UNIVERSITY PRESS

Introduction

Oxford Grammar for Schools helps students develop a detailed understanding of grammar form and use in context, and inspires them to have fun with English through songs and games. The grammar is introduced or revised through easy-to-read tables and illustrated presentations with clear examples. The exercises build from simple concept-check activities up to more communicative and productive skills-based activities. In each unit there are several speaking activities where students work with each other to use English with improved accuracy and confidence. The extended writing activities also encourage students to use language in realistic situations.

Each unit begins with a 'Can do' statement, which says what students will be able to achieve on completion of the unit. At the end of each unit is a self-evaluation table. Students should be encouraged to rate their progress in each exercise, which helps them to take responsibility for their own learning and also increases motivation.


At the end of the book there are five pages of extra information for the information gap activities, a word list with spaces for students to write their own translations, and a list of key verbs for them to learn.

Students can use the *Oxford Grammar for Schools* series in class with their coursebook to support and reinforce their grammar study. The Teacher's Book includes all the answers and audio scripts. There are also tests for every Student's Book unit, and four review tests which can be used at the end of a school term.

Student's DVD-ROM

The Student's DVD-ROM includes scored interactive activities as well as all the Student's Book pages in digital form and all the listening exercises and songs. The Student's DVD-ROM enables students to use the Student's Book outside class, and can also be used on an interactive whiteboard in class.

Key to the symbols

 0.0 (0.0 = track number)	Listening activity
	Speaking activity
	Game
	Extended writing activity
	Pronunciation activity
	Song
	Introductory exercise
	Moderately challenging exercise
	Most challenging exercise

A difficulty rating is given to each exercise. The scale of difficulty is relative to each unit, so there are exercises with one, two, and three stars in every unit.

Contents

1	Letters	The alphabet	6
2	Numbers	Numbers 0–10 Numbers 11–20 Numbers 21–100	11
3	Articles	Vowels Consonants A/an	15
Mini-revision Units 1–3			18
4	Plurals	Regular plurals -s, -es, -ies, -ves Irregular plurals	19
5	Subject pronouns	Personal subject pronouns	24
Mini-revision Units 4–5			27
Revision 1 Units 1–5 Introduction to English Grammar			28
6	Be: present simple	Be: present simple affirmative Be: present simple negative Be: present simple questions	30
7	Have got	Have got: affirmative and negative Have got: questions and short answers	35
Revision 2 Units 6–7 Verbs and tenses			40
8	Possessive adjectives; possessive 's	Possessive adjectives Possessive 's	42
9	This, that, these, those	This, that, these, those	46
Mini-revision Units 8–9			50
10	Pronouns	Personal object pronouns Possessive pronouns	51
11	Countable and uncountable nouns; some and any	Countable and uncountable nouns Some and any	55
Mini-revision Units 10–11			59
Revision 3 Units 8–11 Nouns			60
12	Present simple	Present simple: affirmative Present simple: negative Present simple: questions	62
13	Present continuous	Present continuous: affirmative Present continuous: negative Present continuous: questions and short answers	68
Mini-revision Units 12–13			74

14	Present simple and present continuous	Present simple or present continuous contrast	75
15	The imperative and let's	The imperative form: affirmative The imperative form: negative Let's for suggestions	79
Mini-revision Units 14–15			82
Revision 4 Units 12–15 Tenses			83
16	There's, there are	There's, there are, there isn't, there aren't Is there ...?, Are there ...? and short answers	85
17	Would like	Would like + noun Would like + to + base form	90
18	Like + -ing ; -ing form as a noun	Like, love, hate + -ing form -ing form as a noun	94
Revision 5 Units 16–18 Verbs and verb patterns			97
19	Can	Can for ability Can for permission Can for requests	99
Revision 6 Unit 19 Modal verbs			104
20	Yes/no questions	Yes/no questions Short answers	105
21	Question words: who, what, where, how	Who and what Which Where and how	109
22	Conjunctions: and, but, or	And, but, or	114
Revision 7 Units 20–22 Questions and sentences			116
23	Adjectives	Adjectives with nouns Adjectives with be	118
Revision 8 Unit 23 Adjectives			121
24	Prepositions of place	Prepositions of place in, on, under, behind	122
25	Prepositions of time	Prepositions of time in, on, at	125
Revision 9 Units 24–25 Prepositions			128
Revision 10 All units			129

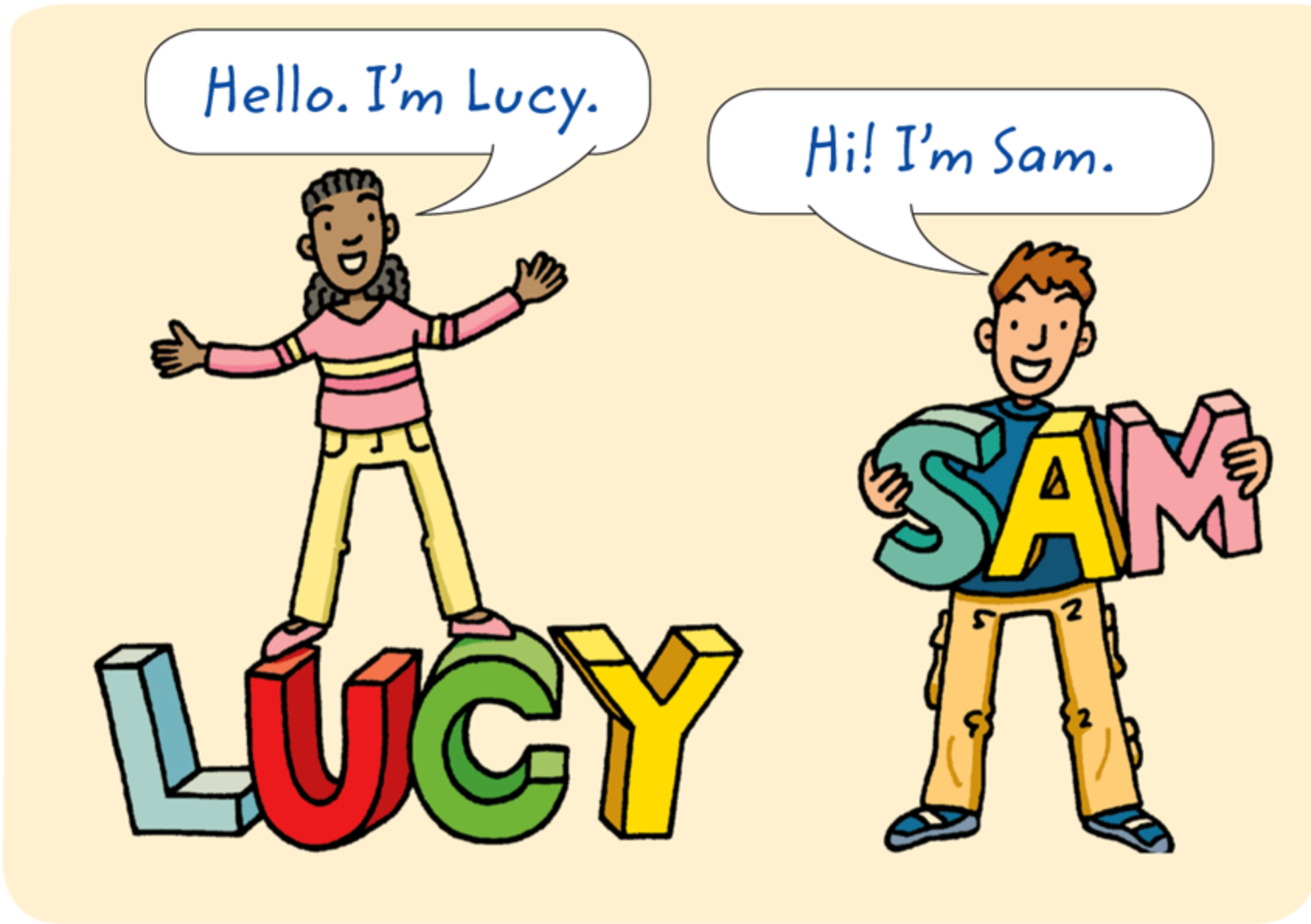
Extra information (for information gap activities) 132

Word list 137

Verb list 143

1 Letters

I can say and write the alphabet.



A apple

A A _____

a a _____

Aa



B bus

B _____

b _____

Bb



C cake

C _____

c _____

Cc



D dog

D _____

d _____

Dd




E elephant

E _____

e _____

Ee



F fish

F _____

f _____

Ff



G guitar

G _____

g _____

Gg



H house

H _____

h _____

Hh



I insect

I _____

i _____

Ii



J jacket

J _____

j _____

Jj



K key

K _____

k _____

Kk



L lamp

L _____

l _____

Ll



M mouse

M _____

m _____

Mm



U umbrella

U _____

u _____

Uu



N nose

N _____

n _____

Nn



V van

V _____

v _____

Vv



O orange

O _____

o _____

Oo



W window

W _____

w _____

Ww



P pencil

P _____

p _____

Pp



X X-ray

X _____

x _____

Xx



Q queen

Q _____

q _____

Qq



Y yacht

Y _____

y _____

Yy

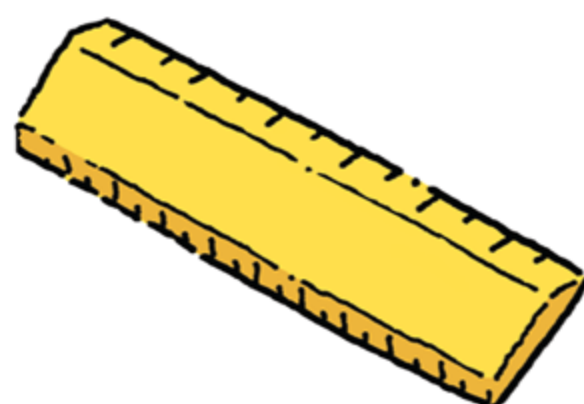


R ruler

R _____

r _____

Rr



Z zebra

Z _____

z _____

Zz




S sofa

S _____


s _____

Ss



*1  1.1 Listen, point and repeat the letters and words.

*2 Write the capital letters and small letters.

*3  Say a letter. Your partner points to the picture.

T table

T _____

t _____

Tt



***7**  Say two letters from the alphabet. Your partner says the next two letters.

l, m

n, o

***8**  **1.3** Complete the words with the missing letters. Then listen and check your answers.

a a d b e f i n o s u

▶ nose

- 1 ta__le
- 2 ora__ge
- 3 so__a
- 4 c__ke
- 5 win__ow
- 6 r__ler
- 7 l__mp
- 8 umbr__lla
- 9 f__sh
- 10 mou__e


***9**  **1.4** Circle the letter you hear.

▶ H/J/Y

- 1 F/L/S
- 2 A/E/I
- 3 D/G/T
- 4 I/U/Y
- 5 B/D/P
- 6 U/V/W
- 7 C/K/Q
- 8 S/X/Z
- 9 E/I/O
- 10 G/H/J
- 11 B/P/V
- 12 M/N/W

***10**  **1.5** Listen. Which letter don't you hear?

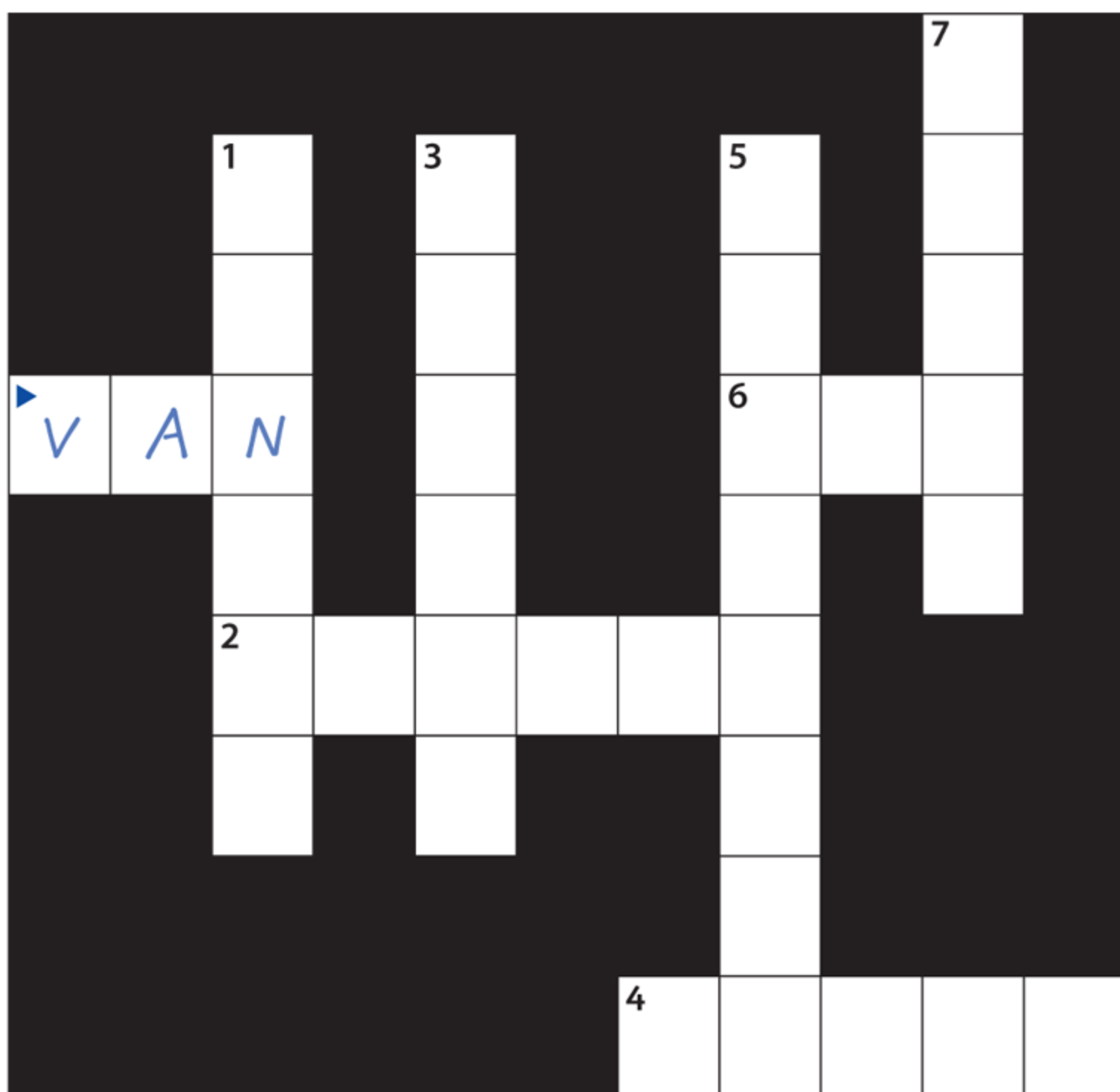

G	U		D
M		Z	P
A	E	L	

***11**  **GAME** Play in groups. Write letters on the card. One person says letters. The first person to hear all their letters is the winner.

***12** Match the word in capital letters with the word in small letters. Circle the correct word.

- ▶ LAMP lump lamp damp
- 1 CAKE lake take cake
 - 2 NOSE lose nose note
 - 3 FISH fish fist dish
 - 4 MOUSE house mouse noise
 - 5 WATCH match water watch
 - 6 KEY key hey keg
 - 7 JACKET packet racket jacket
 - 8 RULER ruler rider ruder
 - 9 WINDOW wisdom widow window
 - 10 ZEBRA cobra zebra tiger

*****13** Look at the pictures and write the words in capital letters in the crossword.



*****14** Write the words in small letters.

- ▶ DOG dog
- 1 SOFA _____
- 2 PENCIL _____
- 3 APPLE _____
- 4 ZEBRA _____
- 5 QUEEN _____
- 6 X-RAY _____
- 7 ELEPHANT _____
- 8 BUS _____

*****15** **▶ 1.6** Listen. Write the names.

- ▶ Tom _____ 4 _____
- 1 _____ 5 _____
- 2 _____ 6 _____
- 3 _____

*****16** **▶** Think of a name. Spell it for your partner to write.

H-E-L-E-N Helen.

Self-evaluation Rate your progress.

	😊	😊😊	😊😊😊
1			
2			
3			
4			
5			
6			
7			
8			
9			
10			
11			
12			
13			
14			
15			
16			

2 Numbers

I can say and write numbers up to 100.

Numbers 0–10



0

zero

1

one

2

two

3

three

4

four

5

five

6

six

7

seven

8

eight

9

nine

10

ten

*1 2.1 Listen and point. Then listen and repeat.


*2 Write the numbers.

▶ six	<u>6</u>	one	___
three	___	seven	___
ten	___	zero	___
eight	___	four	___
five	___	nine	___
two	___		

*3 2.2 Write the words, then listen and check.

▶ 7	<u>seven</u>	6	_____
4	_____	3	_____
10	_____	1	_____
5	_____	8	_____
9	_____	0	_____
2	_____		

***4 2.3 Listen and write the phone numbers.



***5 Work in pairs. Listen and write your partner's phone number. Then check.

My phone number is
06 38 48 272.

06 38 48 272

OK. Your number is
06 38 48 272.

Numbers 11–20

11

eleven

12

twelve

13

thirteen

14

fourteen

15

fifteen

16

sixteen

17

seventeen

18

eighteen

19

nineteen

20

twenty


***6** ▶ 2.4 Listen and point. Then listen and repeat.

***7** Write the numbers.

▶ sixteen	<u>16</u>	fifteen	___
thirteen	___	twelve	___
eighteen	___	fourteen	___
eleven	___	nineteen	___
twenty	___	seventeen	___

***8** ▶ 2.5 Listen and write the numbers.

▶ 14

***9**  Work in pairs. Say three numbers forwards or backwards. Your partner says the next number.


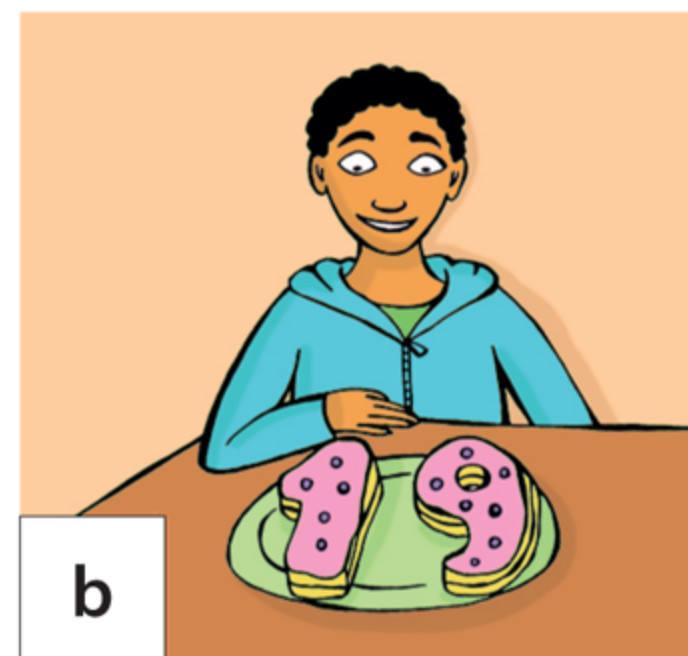
Ten, eleven, twelve ...

... thirteen.

Six, five, four ...

... three.

***10** ▶ 2.6 Listen to the people's ages. Match the names with the pictures.



▶ Anna g
 1 Ben ___
 2 Carla ___
 3 Dave ___
 4 Emily ___

4 Emily ___
 5 Fred ___
 6 Gemma ___
 7 Harry ___

Numbers 21–100

21

twenty-one

22

twenty-two

23

twenty-three

24

twenty-four

25

twenty-five

40

forty

50

fifty

60

sixty

70

seventy

26

twenty-six

27

twenty-seven

28

twenty-eight

29

twenty-nine

30

thirty

80

eighty

90

ninety

100

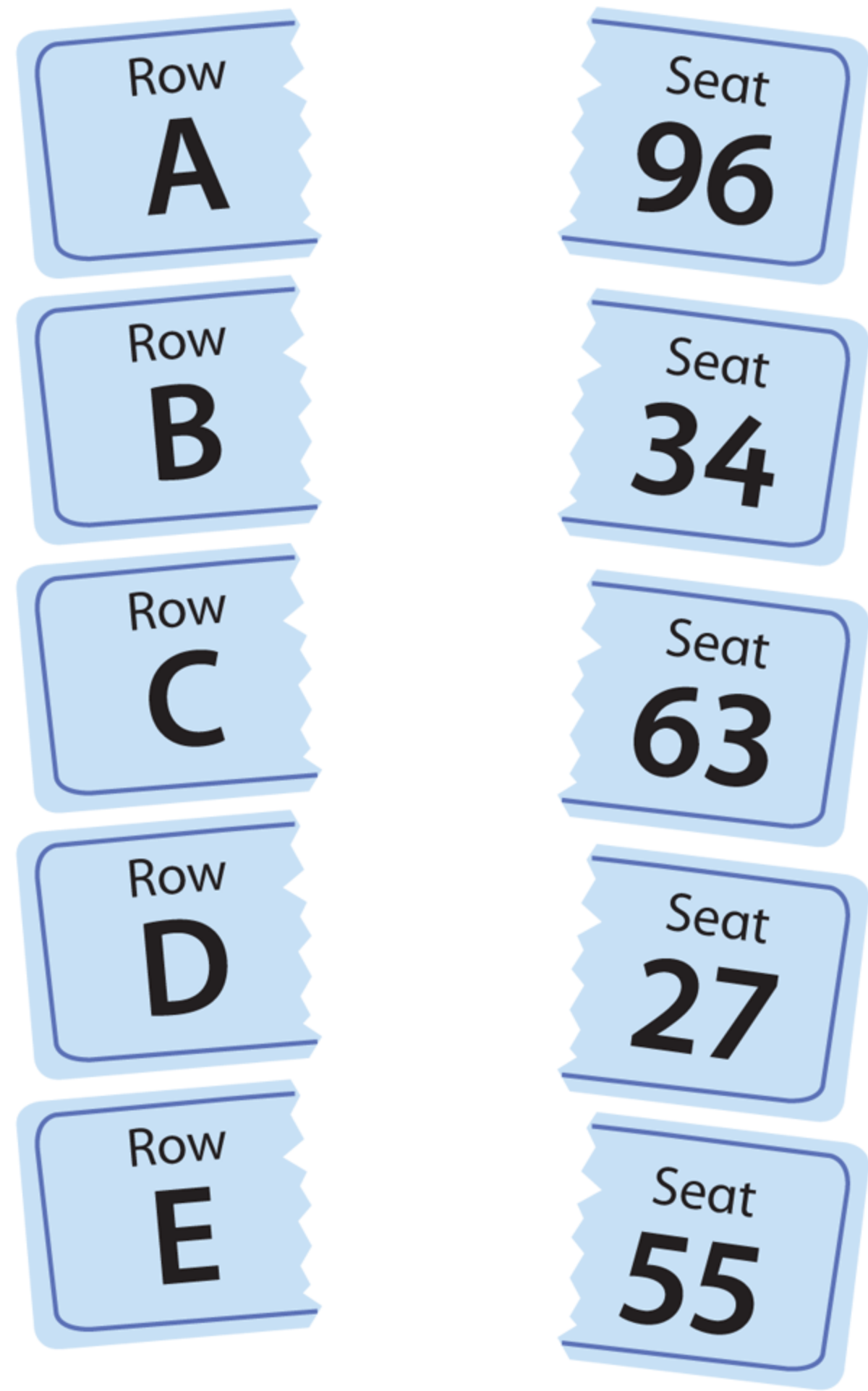
a hundred

101

a hundred and one

***11** **2.7** Listen and point, then listen and repeat.

***12** **2.8** Look at the tickets for a football match. Listen and match the two halves.



- ▶ Row A 27
- 1 Row B _____
- 2 Row C _____

- 3 Row D _____
- 4 Row E _____

***13** **2.9** Write the words for the numbers. Then listen and check.

- 56 fifty-six _____
- 41 _____
- 35 _____
- 90 _____
- 84 _____
- 100 _____
- 22 _____
- 58 _____
- 73 _____
- 67 _____

***14** **GAME** Work in pairs. Say a number between 20 and 29. Your partner adds 11. Keep going to a hundred.

