

Pupil's Book and Activity Book

with App



HOP



into English

2nd Edition



Donna Shaw
Mark Ormerod
Mónica Gravier








































 macmillan
education

Hello!

1






Play as a class. Look, do the maths and circle.
Then listen and check.

		+			=	18	/	19
		+			=	16	/	14
		+			=	17	/	18
		+			=	19	/	13
		+			=	12	/	16
		+			=	13	/	11
		+			=	14	/	15
		+			=	11	/	17
		+			=	15	/	12
		+			=	0	/	20
		-			=	20	/	0

2



Listen again and sing.

3    Trace. Listen and match. Then listen and sing.

1 RED

7 YELLOW

2 GREEN

8 WHITE

3 GREY

9 PURPLE

4 PINK

10 BLUE



5 ORANGE



11 BLACK

6 BROWN

12 LIGHT BLUE






4   Look at the numbers in Activity 1 and colour. Then say.

5   Read and complete. Then colour.

MY FAVOURITE COLOUR IS _____.



 'Colours' song: *What colour is this? What colour is number (11)?*

 &  Vocabulary practice: *Which number is (blue)?
What's your favourite colour?*

6




Look and listen. Then sing.



7




Look at Activity 6 and colour.





8 Look and listen.




9 Look and read.



& Language in context: Hello! I'm Mrs Craig. • What's your name? I'm Jack. • Who's this? This is Grandpa. • How old are you? I'm 8.



The art lesson



1    Look, listen and chant. Then play as a class.


2  Find and say.




3    Look at the banner, listen and circle. Then sing.

- 1 Vocabulary presentation: lead-in games and chant
- 2 Vocabulary practice: *What's this? Is it a (brush)? How many (brushes) can you see? Where's the (green marker)?*
- 3 'Whose brush it this?' song

4   Look, listen and match.



5  Look, read and circle.



 1 THIS IS BEN'S .

 2 THIS IS JACK'S .

 3 THIS IS MS RAINBOW'S .

 4 THIS IS MS CRAIG'S .

 5 THIS IS LISA'S .

6   Cut out the cards. Then play.

4 & 5 Vocabulary practice: *What's this? Who's this? Whose (marker) is this?
What's this? Is this (Jack's brush)? Whose (paint tube) is this?*

6 Cut-outs game