

with Videos

Phonics

Reading

LIVE



1



MP3

Organization

Pairing Fiction with Nonfiction

on the same theme is a fantastic way to engage young learners and help them understand both types of content.

Stick! Learners can stick sight words and become accustomed to reading and identifying them.

Meet the Story introduces a story component – character, setting or theme that stimulates learners' interest.

This section also allows learners to connect new information to prior knowledge through various questions and videos.

Story with vivid illustrations and realistic photos on a variety of relatable topics and subjects will excite learners' imagination and expand their knowledge.

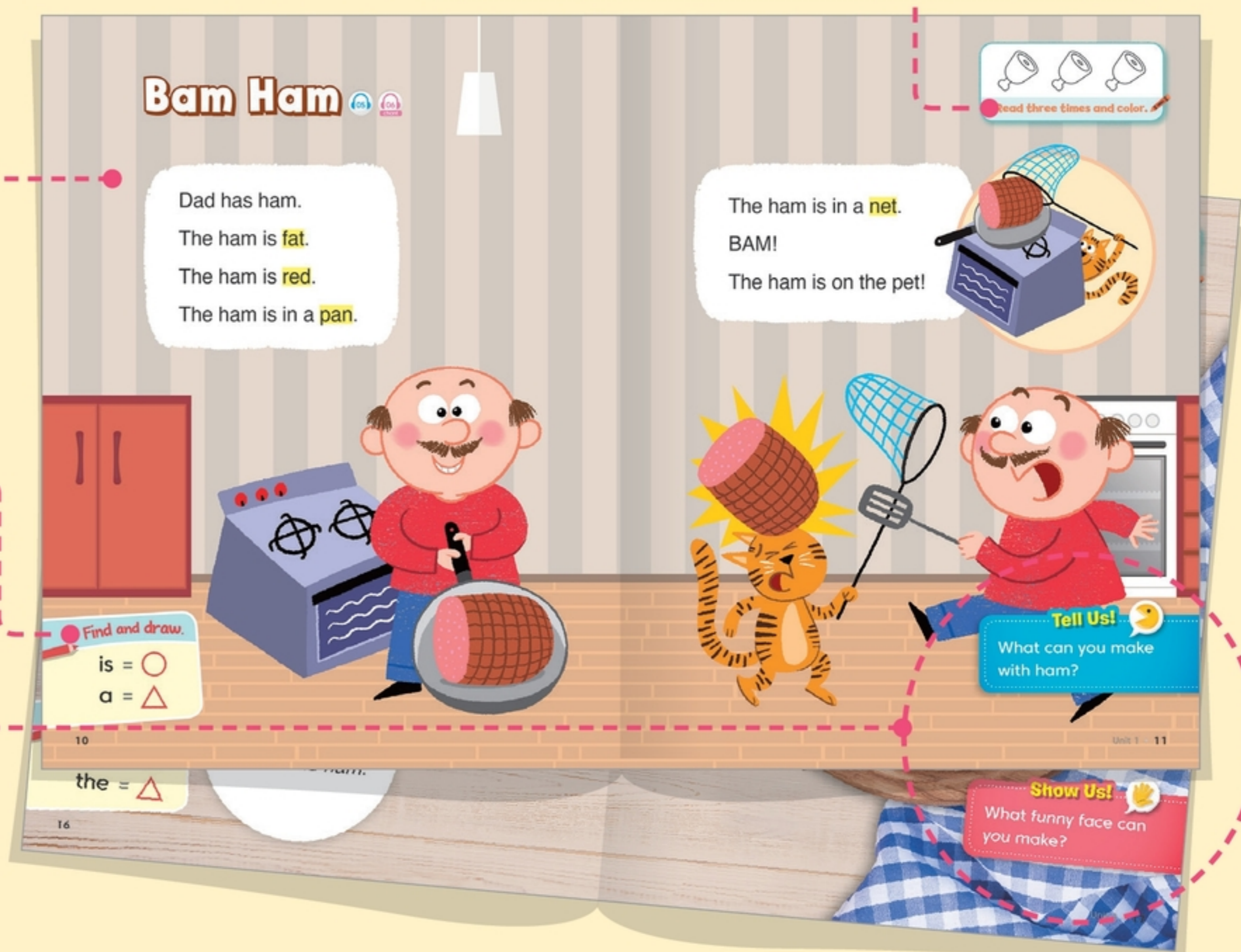
Find and Draw encourages learners to scan quickly to recognize sight words.

Tell Us / Show Us helps learners connect their personal experiences to story themes.

Words to Know introduces key words with pictures before reading. Key vowels or consonants are highlighted to draw learners' attention to phonics sounds and letter combinations.



Read and Color encourages learners to reread and mark their progress.




A B C


Comprehension

A Read and choose.


1. Mom Dad has ham.




2. The ham is red blue.





B Read and match.

1.  • The ham is in a pan.

2.  • The ham is on the pet.

Think More! How does Dad feel?






happy mad


For Fun

• Read the words. Circle the pictures.



pan
net
ham
red

Listen, stick, and say.



The stick is in a stick.


Comprehension helps learners reflect and remember what was read. Learners can check their understanding of the story.


For Fun helps learners apply their learned vocabulary and reinforce the key sentence pattern. Learners can listen, identify, and stick phonics words through the **Sounds Fun** section.


Think More allows learners to infer additional information through story clues.


Review 1 Units D1~D4

A Look and color.


1.  p t
a n


2.  g m
b n


3.  s p
w g

4.  d g
j o t

B Find, circle and write.

1.  e m t
n f

2.  g m u
h e

3.  q i d
n e


C Number and read in order.


1. The ham red. is

2. the jam. This is

3. a jet. takes Red Hen

D Circle the one you like and write.

1.  _____

2.  _____

Review 123 allows learners to re-check vocabulary and key sentences they have learned.



Welcome

introduces the alphabet and letter sounds. Learners will get ready for the book.

Welcome

• Learn the alphabet.

Aa Bb Cc Dd Ee Ff
Gg Hh Ii Jj
Kk Ll Mm Nn Oo Pp
Qq Rr Ss Tt
Uu Vv Ww Xx Yy Zz

• Listen and sing along.



• Connect the letters in order. Then color and write.





It is a _____.

Contents



★ Welcome! 6

Unit	Type	Title	Phonics Words	Video	Page
------	------	-------	---------------	-------	------



Cooking

D1	Fiction	Bam Ham	short a, e		8
D2	Nonfiction	Fun with Food	short a, u		14



The Outdoors

D3	Fiction	Red Hen's Trip	short e, i		20
D4	Nonfiction	Jog with the Dog	short e, o		26
▶ Review 1					32

Fixing Problems

D5	Fiction	Tin Man's Day	short a, i		34
D6	Nonfiction	A Pin Can Fix	short i, o		40

Do It Together

D7	Fiction	The Magic Pot	short a, o		46
D8	Nonfiction	Fun in the Sun	short o, u		52

▶ Review 2					58
-------------------	--	--	--	--	----



Unit	Type	Title	Phonics Words	Video	Page
------	------	-------	---------------	-------	------

Riddles

09	Fiction	Whose Cape?	a-e / u-e		60
10	Nonfiction	Hidden Faces	a-e / i-e		66

Mysteries

11	Fiction	Mystery Hose	i-e / o-e		72
12	Nonfiction	Follow the Bones	o-e / u-e		78

▶ Review ③

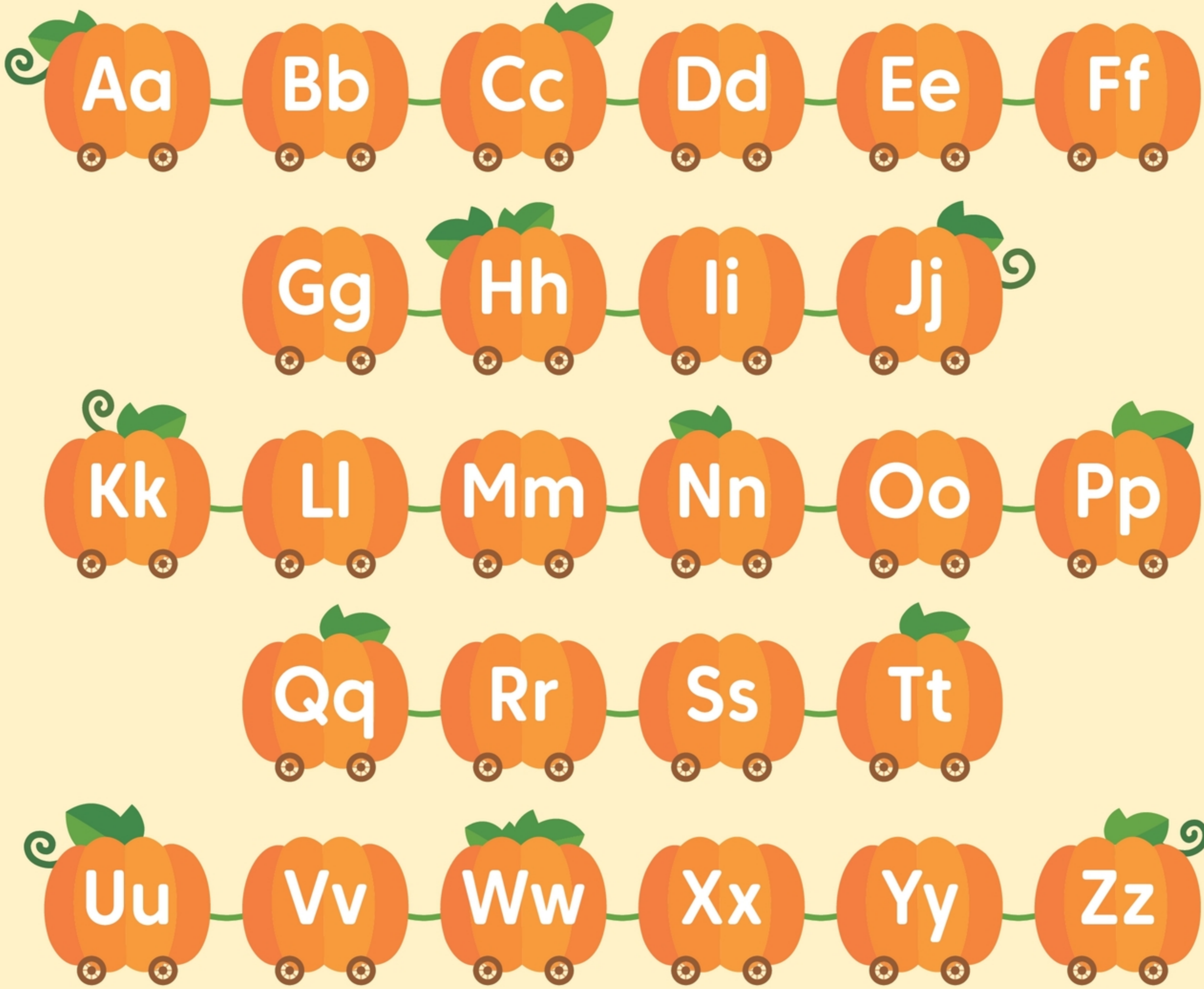
84

- ★ **Picture Dictionary** 86
- ★ **Sight Words** 88
- ★ **Video Scripts** 89
- ★ **Stickers**



Welcome

★ Learn the alphabet.



★ Listen and sing along.



★ Connect the letters in order. Then color and write.



It is a


--	--	--	--

.

Bam Ham



Stick!



Meet
the story



- 1 Circle the ham.
- 2 What does Dad do?
 He cooks. He eats.

Sight Words

Listen and stick.



Words to Know

A Listen and repeat.  04

1.




2.



3.




4.



B Look and circle. Then trace.

1. The net is red.



2. The cat is fat.

