

MINDS

Jenny Dooley



STUDENT'S BOOK

B1



Express Publishing

LEARNING MINDS

B₁

STUDENT'S BOOK

Jenny Dooley



Express Publishing

CONTENTS

	VOCABULARY	GRAMMAR IN USE	READING	
1	BUSY BEES pp. 5-16	<ul style="list-style-type: none"> hobbies/free time activities character traits 	<ul style="list-style-type: none"> present simple present continuous stative verbs infinitive/-ing form 	an article about selfies (4-option multiple choice)
2	AROUND THE WORLD pp. 17-28	<ul style="list-style-type: none"> travel/transport weather holiday accommodation holiday problems 	<ul style="list-style-type: none"> past simple past continuous used to – would exclamations adjectives/order of adjectives 	a personal account of a journey (missing sentences)
3	OUT AND ABOUT pp. 29-40	<ul style="list-style-type: none"> places in a city shopping clothes 	<ul style="list-style-type: none"> present perfect present perfect vs past simple <i>have been/gone to</i> present perfect continuous comparisons adverbs/orders of adverbs 	a website about shops (multiple matching)
4	I GET IT! pp. 41-52	<ul style="list-style-type: none"> education school subjects people in education 	<ul style="list-style-type: none"> past perfect relative pronouns/adverbs relative clauses 	an article about teachers (matching headings to paragraphs)
5	TIP-TOP TECH! pp. 53-64	<ul style="list-style-type: none"> technology communication text speak 	<ul style="list-style-type: none"> <i>will/be going to</i> present simple/present continuous (future meaning) future continuous time clauses 	an article about robots (T/F statements)
6	WHAT'S COOKING? pp. 65-76	<ul style="list-style-type: none"> food & cooking healthy living & health 	<ul style="list-style-type: none"> modal verbs modals in the past modals of deduction articles nouns quantifiers 	a blog entry about cooking shows (sentence completion)
7	LIGHTS, CAMERA, ACTION! pp. 77-88	<ul style="list-style-type: none"> entertainment & art films TV music literature 	<ul style="list-style-type: none"> the passive the causative question tags 	an article about a film (4-option multiple choice)
8	BLUE PLANET, GREEN PLANET pp. 89-100	<ul style="list-style-type: none"> environmental problems & solutions nature 	<ul style="list-style-type: none"> conditionals (types 0, 1, 2, 3) <i>too/enough</i> types of comparisons 	a forum post about making cities bird-friendly (3-option multiple choice)
9	READY, STEADY, GO! pp. 101-112	<ul style="list-style-type: none"> sports & equipment sports venues injuries 	<ul style="list-style-type: none"> clauses of contrast clauses of result clauses of reason 	a social media post about a gym (open ended questions; T/F statements; multiple choice)
10	GETTING DOWN TO BUSINESS! pp. 113-124	<ul style="list-style-type: none"> jobs & workplaces job qualities work 	<ul style="list-style-type: none"> reported speech – reported statements reported questions indirect questions 	a job forum (multiple matching)

Review (1-10) pp. 125-135
 CLIL (1-10) pp. 136-145
 Exam Practice pp. 146-155

Grammar Reference pp. 156-173 (GR1-GR18)
 Word List pp. 174-188
 American English – British English Guide p. 189

Pronunciation p. 190
 Punctuation p. 191
 Irregular Verbs p. 192



LISTENING

SPEAKING

WRITING

<ul style="list-style-type: none"> an interview about an unusual hobby (3-option multiple choice) intonation in compound nouns 	<ul style="list-style-type: none"> introducing yourself (asking for & giving personal information) personal questions 	an informal email making suggestions (Writing tip: prompts; informal style; making suggestions)
<ul style="list-style-type: none"> a monologue about a bad travel experience (T/F statements) intonation in exclamations 	<ul style="list-style-type: none"> narrating an experience – expressing interest surprise describing a photo 	a story with a given first sentence (Writing tip: 1st/3rd person narrative; tenses; time words; adjectives; setting the scene)
<ul style="list-style-type: none"> short dialogues/monologues about shopping (multiple choice based on visual prompts) intonation: stress shift 	<ul style="list-style-type: none"> complaining about a product discussing alternatives and negotiating agreement 	an article describing a place (Writing tip: beginning/ending techniques; title writing)
<ul style="list-style-type: none"> dialogues about education (3-option multiple choice) intonation: sentence stress 	<ul style="list-style-type: none"> expressing opinion – agreeing/disagreeing explaining a choice (follow-up questions) 	a letter to the editor based on prompts (Writing tip: formal style; supporting details)
<ul style="list-style-type: none"> a monologue about texting (gap fill) interjections 	<ul style="list-style-type: none"> talking on the phone for and against arguments 	a for-and-against essay (Writing tip: topic sentences)
<ul style="list-style-type: none"> a monologue about healthy living (3-option multiple choice) pronunciation: strong and weak forms 	<ul style="list-style-type: none"> asking for/giving advice – accepting/rejecting advice role playing 	an informal email giving advice (Writing tip: prompts; introduction; providing results)
<ul style="list-style-type: none"> short announcements/messages about the arts and entertainment (multiple choice) intonation in question tags 	<ul style="list-style-type: none"> making a recommendation discussion (responding to what you hear) 	a review of a film (Writing tip: negative review)
<ul style="list-style-type: none"> short dialogues about the environment (3-option multiple choice) intonation in conditionals 	<ul style="list-style-type: none"> persuading asking for clarification 	an essay providing solutions to problems (Writing tip: providing results)
<ul style="list-style-type: none"> short utterances about sport (3-option multiple choice) pronunciation: diphthongs 	<ul style="list-style-type: none"> asking for/giving information collaboration 	an article describing a person (Writing tip: describing physical appearance/character)
<ul style="list-style-type: none"> a monologue about a reality TV business programme (T/F/DS) intonation in indirect questions 	<ul style="list-style-type: none"> attending a job interview speculating 	an informal email giving information (Writing tip: rubrics with multiple points; use of tenses; register)

VALUES

Unit 1	Character	p. 7
Unit 2	Travel	p. 19
Unit 3	Smart shopping	p. 30
Unit 4	Education	p. 43
Unit 5	Science	p. 55
Unit 6	Good diet	p. 67
Unit 7	The arts	p. 79
Unit 8	Taking action	p. 91
Unit 9	Sport	p.103
Unit 10	Teamwork	p.115

CULTURE

Unit 1	Leaving home	p. 16
Unit 2	Travel habits	p. 18
Unit 3	Coins in the UK	p. 40
Unit 4	Educational TV	p. 42
Unit 5	Robot Wars	p. 54
Unit 6	Take away food in the UK	p. 66
Unit 7	British honours	p. 78
Unit 8	Volunteers in Australia	p. 91
Unit 9	England's national sport	p.102
Unit 10	A traditional British job	p.115

MEDIATION

Unit 1	Present a person who does amazing activities for charity	p. 12
Unit 2	Give a summary of a story	p. 24
Unit 3	Present your monthly budget sheet	p. 40
Unit 4	Explain unknown vocabulary	p. 43
Unit 5	Mime feelings using body language	p. 55
Unit 6	Explain a graph	p. 67
Unit 7	Tell a friend what makes a film special	p. 79
Unit 8	Design a poster	p. 91
Unit 9	Mediate a disagreement during a game	p.112
Unit 10	Report statements to others	p.117

LIFE SKILLS

Unit 1	How can we develop strong family relationships?	p. 16
Unit 3	How can we budget money?	p. 40
Unit 5	How can we avoid scams on social media?	p. 64
Unit 7	How can we solve problems?	p. 88
Unit 9	How can we be a good sport?	p.112

PRESENTATION SKILLS

Unit 2	Present a visit to a tourist destination	p. 28
Unit 4	Present a school with a difference	p. 52
Unit 6	Present how to get a good night's sleep	p. 76
Unit 8	Present an interesting environmental volunteer group	p.100
Unit 10	Present your dream job	p.124

Symbols



think



groupwork



flipped video



find examples



audio



Vocabulary from text



pairwork



video



mediation



ICT research



Values



Debate

BUSY BEES

OBJECTIVES

- Vocabulary:** hobbies; free-time activities; character traits;
Reading: an article about selfies (4-option multiple choice)
Grammar: present simple; present continuous; stative verbs; infinitive; -ing form
Listening: an interview about an unusual hobby (3-option multiple choice)
Everyday English: introducing yourself (asking for & giving personal information)
Writing: an informal email making suggestions
Culture: leaving home
Mediation: present a person who does amazing activities for charity
Values: character
Life Skills: How can we develop strong family relationships?



Watch the video. Make notes, then prepare questions to ask your classmates.



Watch the video. Who said that customs are the guide of human life?

- a David Hume b Aristotle



How important are routines and daily habits to you? Why? Tell the class. You can use the words from the list.

- essential • unimportant
- necessary • helpful
- enjoyable • dull

Routines and daily habits are essential to me because ...



1 a 9 READING



Watch the video.
Make notes and
prepare a short quiz.

- 1 Watch the video. Where is the 'capital of selfies' Miami, Makati City or Manhattan?
- 2 a) Look at the selfies below. What can you tell about the people in them? Discuss with your partner.
b) Which two things are important in selfies? Listen and read to find out.



Nowadays, everyone takes selfies, from famous actors and politicians, to normal everyday people. Selfies are a great way to share your hobbies and daily routines, and thanks to smartphones and their high-quality cameras, anyone can take and upload these images on social media. But is there more to selfies than just showing your holidays or your new clothes? According to research, our selfies and how we take them also says a lot about our character. A lot more than most people think!

Researchers found that both the poses that we choose and the way that we actually take a selfie can show the world things that we might not realise. For example, selfies that consist of popular poses can be full of extra information. People who like to make the 'duck face' or pout may be in a bad mood, while those that stick their tongues out could be **fun-loving** and **silly**, but might actually feel **uncomfortable** in front of the camera.

A PICTURE PAINTS A THOUSAND WORDS?

Even how often we smile in our selfies, and the way we smile, tells people about our character. Someone who smiles a lot is more likely to be **outgoing** and open to new experiences while someone with a large broad smile may be a risk-taker. It's not just our expression, though, that gives away things about us. Our eyes can too! For example, people who look directly at the camera could be **co-operative** and sociable.

The position of the camera is also important. In fact, how people view you as a person can depend on it. Studies found that showing the left side of the face and cheek in a selfie communicates emotions better and makes people seem more attractive to others. People who take a selfie from below often want to appear bigger and stronger, while those taking a picture from above looking down, could want to appear shorter and sweeter.

It's amazing to think that a simple selfie tells the world so much about your character. Next time you grab your smartphone, hold on for a moment and think about what your next post is really saying about you!

CHECK THESE WORDS

research, character, realise, consist of, pout, stick your tongue out, experience, emotion, attractive, grab



Multiple choice questions

Quickly read through the text and the question stems (not the possible answers). Read the text again carefully and underline the parts which answer each question. Now look at the four options and decide which one best answers each question. Make sure your answer is mentioned in the text and not just generally true. Remember all the answer options will be written differently from what is in the text.

3 Read the text in Ex. 2b and the questions below. For each question, choose the correct answer A, B, C or D.


- Most people like to take selfies in order to
 - copy their favourite celebrities.
 - learn about their personality.
 - enjoy their smartphones.
 - show their friends what they're doing.
- What can a pout show about a person?
 - They like to have a good time.
 - They have a sense of humour.
 - They feel annoyed or worried.
 - They don't feel confident being photographed.
- People who get on well with others often
 - like smiling in photographs.
 - face the camera during a photo.
 - have very obvious smiles.
 - control their body language.
- What is the reason that people take photographs from a low position?
 - to look more powerful
 - to help express their feelings
 - to appear more beautiful
 - to seem less scary
- What advice might the writer give selfie takers?

A Think about your poses if you don't want to reveal your character.

B Always look to your left in selfies.

C Don't think too much before taking selfies.


D Try lots of different angles for the best picture.

4  Do you agree with the points about selfies in the text? Do you think we judge people fairly by their selfies? Why/Why not?

VALUES

Beauty is in the eye of the beholder.

Discuss.



VOCABULARY

5 Look at the adjectives in bold in the text and match them to their synonyms below. Check in your dictionary.

- helpful • not serious • cheerful • friendly
- embarrassed

6 How much do you know about taking selfies? Choose the correct word to complete the sentences. Then tick (✓) which of the things in the list you do.

Are you a SELFIE Star?



Which of these things do you do when you take a selfie? Add up your score to see if you're a selfie expert!

Do you ...


- use a **full/broad** smile to show that you're happy?
- hold popular **poses/pictures** that you see online?
- take photos from the left to help **communicate/tell** emotion?
- share/upload** your images onto the Internet?
- share your selfies on **social/high-quality** media apps?
- often **take/make** the 'duck face' in your selfies?

5-6 You're a selfie professional!
3-4 Not bad, you know your stuff.
1-2 You might need a little more practice.

7 Choose the correct preposition.

- It's a good idea to think **about/for** what you post online.
- According **to/by** experts, selfies tell us a lot about people.
- The position **in/of** the camera when you take a photo is important.
- A selfie can give **out/away** a lot of information.
- Can you hold **on/in** for a minute? I want to take a photo.
- What people think of you can depend **in/on** the photos you post online.
- The Internet is full **of/with** amazing photos and selfies.

SPEAKING


8  Bring in print-outs of your own favourite selfies to show your classmates. How would you describe each other based on the text in Ex. 2b?


1b VOCABULARY


HOBBIES/ FREE-TIME ACTIVITIES


- 1 Fill in: *do, make, go, play, have, take*. Check in your dictionary.
- _____ skills, friends over, a chat
 - _____ up a hobby, photos, a rest
 - _____ athletics, extreme sports, parkour
 - _____ shopping, mountain climbing, bungee jumping, to the cinema, slacklining, rollerblading, zorbing
 - _____ in a band, video games, a musical instrument, chess, cards
 - _____ models, jewellery, ceramics
- 2 a) Complete the gaps with: *build, interact, combine, transform, improve, take part, allow, work out* in the correct form.

Top
Accounts
Tags

#May
 I do my hobby at home and it
1) _____ me to be creative and **2)** _____ my skills in the kitchen.

#Scott
 I love music, but I don't play an instrument. Instead I **3)** _____ my voice into a drum machine. I get to **4)** _____ in contests, too.

#Jane
 I love Latin music and I'm crazy about dancing and **5)** _____ in the gym. Luckily for me, my hobby **6)** _____ all those things!

#David
 My hobby lets me **7)** _____ with technology and learn how it works. I also **8)** _____ things.

- b) Match the people (A-D) in Ex. 2a to their hobby (1-7) below. Three are extra.

- | | |
|---|--|
| <input type="checkbox"/> 1) Photography | <input type="checkbox"/> 5) Ballet |
| <input type="checkbox"/> 2) Baking | <input type="checkbox"/> 6) Robotics |
| <input type="checkbox"/> 3) Zumba | <input type="checkbox"/> 7) Beatboxing |
| <input type="checkbox"/> 4) Karaoke | |

CHARACTER TRAITS

- 3 a) Look up the adjectives in your dictionary. Match them to what the people say.

- | | |
|---------------------------------------|---------------------------------------|
| <input type="checkbox"/> 1) talented | <input type="checkbox"/> 4) creative |
| <input type="checkbox"/> 2) easygoing | <input type="checkbox"/> 5) sensible |
| <input type="checkbox"/> 3) patient | <input type="checkbox"/> 6) organised |

- A I really enjoy art and I like using my imagination. B People say that I'm really good at my hobby and have a lot of skill.
- C I'm very relaxed and like to take things easy. D I don't do dangerous things.
- E I don't mind waiting for things and I don't get bored easily. F I like to know where everything is.

- b) Use the adjectives in Ex. 3a and the hobbies/free-time activities in Exs. 1 & 2b to make sentences as in the example.

I'm quite sensible so I don't do things like extreme sports.

- 4 Student A, read the blog post while Student B reads the comments. Choose the correct option for each section. Then, tell each other what you read.

Todd's blog

Wall Info Events Video Welcome >>

Todd Hi everyone!

What do you do during your free time? I usually **1) spend/use** my time at an outdoor adventure park with my friends. You should **2) give/offer** it a try! There are so many cool things you can do there and the list **3) confirms/contains** individual and team activities. You can **4) attempt/challenge** to do an obstacle course or **5) go/do** zorbing. You can also **6) build/make** friends with people your age. Post a comment about what you like to do!

Sunday at 10:30am Like Comment Remove Tag

 7 people like this.

 View all 19 comments

Jason @ Todd I love rollerblading. It's a really fun free-time activity and an awesome way to **7) express/share** yourself. You can also **8) get/learn** tricks and cool moves! But be careful on the rollerblades, it's a bit hard to **9) play/stay** on your feet at first!

Jane @ Todd my favourite activity might not **10) involve/interest** everyone, but it's fun. I like to go to escape rooms! Inside an escape room you have to **11) collect/take** clues to find the way out. Don't take too long to **12) make/decide** your decisions though, there's a time limit to solve the puzzles!



Jim: Hey, Mark. Look at this.
Mark: Nice! What's that?
Jim: It's a photo from the local comic con. You know, the meeting of comic superhero fans that **happens** every year and **is becoming** more and more popular. In fact, this year's comic con **is happening** next week at the Lewis Street Convention Centre. If you want to come, I'm thinking of inviting Terry, too.
Mark: I think it **looks** cool, but I don't know much about it. Does everyone wear a costume?
Jim: No, they don't. Those are cosplayers. Cosplay is a really cool hobby where you pretend to be your favourite superhero.
Mark: Nice! **Do you and your brother usually go**?
Jim: Yes, we do. Actually, we go to a cosplay club every weekend. We're **making** costumes for this year's comic con these days. Ben wants to be Spider-Man. He **is researching** his outfit at the moment. He is always excited before comic con.
Mark: Yeah, I'm sure! Well, I love comics, so OK. Let's go together. **I'm not doing** anything then.
Jim: Awesome! It **starts** at 3 pm on Friday so let's meet at 2.

1 Read the dialogue. What is a cosplayer?

2 Identify the tenses in bold in the dialogue. How do we form each tense? Match the verbs in bold to their uses:

- permanent state • temporary situations
- actions happening at the time of speaking
- changing situations • repeated actions • habits
- fixed arrangements for the near future • timetables
- actions happening around the time of speaking

3 Put the verbs into the **present simple** or **present continuous**. Give reasons.

- 1 **A:** Is Tom studying (Tom/study) at home now?
B: No. He _____ (have) Zumba class at 4 pm every day.
- 2 **A:** _____ (Julie/listen) to that loud music upstairs?
B: Yes. She _____ (always/play) the radio at full volume!
- 3 **A:** _____ (you/stay) at home today?
B: Yes, unfortunately. It _____ (rain) a lot at this time of year.
- 4 **A:** _____ (Mary/usually/make) such nice models?
B: Yes, and her skills _____ (improve) every day!

4 a) Look at the highlighted adverbs of frequency in the dialogue. When and how do we use them in a sentence?

b) Use the ideas from Ex. 1, p. 8, to talk about your free-time activities. Use: *always, usually, often, sometimes, rarely, never.*

A: *I always go shopping in my free time. Sometimes I ...*
B: *I usually have friends over in my free time ...*

5 Look at the underlined verbs in the dialogue. Do they have a continuous form? Why/Why not?

6 Put the verbs in brackets into the correct tense. Then ask and answer questions, as in the example.

ENTERTAINMENT PLUS

[Home](#) | [About Us](#) | [Contact Us](#) | [Search](#)

That's News to me!

Meet Martin. During the day Martin 1) works (work) for the council, but at the weekends he 2) _____ (enjoy) a very unusual hobby that makes him famous. In fact this weekend he 3) _____ (appear) on the news! Martin isn't an actor, athlete or reporter, though. He's a newsraider! Newsraiding is a hobby where people who 4) _____ (hope) to be famous, stand behind journalists while they 5) _____ (report) the news. Some news raiders dance, some just look at the camera, but all of them 6) _____ (love) the limelight! News raiders 7) _____ (have) lots of fans, like Paul Yarrow, a famous newsraider who 8) _____ (live) in London and 9) _____ (appear) in videos online. Even though it 10) _____ (seem) weird, more and more people 11) _____ (join) in this hobby. After all, who 12) _____ (not/want) to be a star?

'Does Martin work for the council?' 'Yes, he does.'

7 What do you like doing at weekends? What are you doing this weekend? Discuss.

8 a) Look at the circled verbs in the dialogue. How does their meaning differ?


b) Use the verbs in bold in the correct form.

- 1 **a** I'm sorry but I don't see (not/see) what you mean.
b _____ (you/see) Beth tonight?
- 2 **a** Chris _____ (have) a new hobby.
b Lucy _____ (have) a party tonight.
- 3 **a** Rob _____ (look) at new watches.
b You _____ (look) rather upset.

FLASH MOBbing

Would you like to perform on stage or be a famous dancer? Maybe you **see celebrities dance** on TV and want to be a superstar yourself? If that sounds familiar then you might fancy giving flash mobbing a try! A flash mob is a large group of people who love meeting up secretly in public places to dance. The really fun thing about a flash mob is that the dancing is a total surprise that no one expects to happen! After all, you don't **see a crowd dancing** in the middle of the supermarket every day, so it's something you'll never forget experiencing! Flash mobbing isn't just a crazy stunt though, it's also a super fun free-time activity that everyone can try. So, next time you go to the mall you had better keep your eyes open and don't forget to have your phone camera ready. You never know when you might need it!



1  Read the text and say what flash mobbing is in a sentence.


2 a)  Read the text. Which verb form do we use after:

- 1 like/love/enjoy/hate/don't mind + *-ing*
- 2 suggest/avoid/fancy + _____
- 3 would like/would love/would prefer + _____
- 4 want/decide/ask/expect/hope/plan + _____
- 5 can/should/must/might + _____
- 6 make/let/had better/would rather + _____

b) Look at the phrases in bold in the text. Which describes: a complete action? an incomplete action?


3 Put the verbs into the correct form.

- 1 In addition to *trying* (try) slacklining you can also do zorbing.
- 2 Lifeguards prevent _____ (run) by the pool as it's dangerous.
- 3 The adventure centre advises us _____ (book) our activities before we arrive.
- 4 _____ (tell) you the truth I do feel quite tired.
- 5 Bob is eager _____ (go) rollerblading this afternoon.
- 6 Imagine _____ (climb) Mount Everest.

4  Use the verbs in box A and the phrases in box B to talk about your free-time activities, as in the example.

- A
- like
 - hate
 - would love
 - not mind
 - hope
 - think about
 - must

- B
- work out
 - visit (an) adventure park
 - do extreme sports
 - try mountain biking
 - go ziplining
 - go to an escape room
 - go rollerblading
 - take part in contests
 - do parkour

5 a)  Look at the underlined verb forms in the text. How do they differ in meaning?

b) Put the verbs in brackets into the *to-infinitive* or *-ing* form. Explain the difference in meaning.

- 1 a Remember *to take* (take) your bag to the gym, Lewis.
b Karen remembers last _____ (see) her skateboard in the garden.
- 2 a Jack means _____ (build) a robot to help his mum clean the house.
b Being good at ceramics means _____ (work) hard and practising a lot.
- 3 a You should try _____ (run) to keep fit.
b Jason tries _____ (spend) as much time outdoors as he can.

TRANSFORMATIONS (Review)


6 Complete the second sentence using no more than three words.

- 1 Could you please sign me up for the ballet class, too?
Would you mind *signing me up* for the ballet class, too?
- 2 Karen is thinking of joining the robotics club.
Karen wants _____ the robotics club.
- 3 You can learn a lot easily on a field trip.
It's easy _____ a lot on a field trip.
- 4 Selfies are really fun and a great way to share your hobbies.
In addition to _____ fun, selfies are a great way to share your hobbies.
- 5 We spend hours deciding what to do every weekend.
It takes us hours _____ what to do every weekend.
- 6 Katie always sings loudly during her karaoke game and it really annoys me.
Katie is _____ loudly during her karaoke game.

A: I like visiting adventure parks. B: I would love to do parkour.

PHRASAL VERBS (related to hobbies)

join in: to become involved in an activity
hang out: to spend time with someone
try sth out: to do sth for the first time to see if you like it
sign up: to join a group or activity as a member
stay in: to remain at home instead of going out
calm down: to relax and feel less stressed

1  **Fill in the gaps with phrasal verbs from the box above in the correct form. Compare with your partner.**

Jill: Hey, Anna! Are you 1) _____ tonight?

Anna: Yeah. I don't have any plans really. Any suggestions?

Jill: Actually, I have a new hobby, candle making. Would you like to come and 2) _____ with my class at the club? It's really fun and we can 3) _____ with some of my classmates afterwards.

Anna: Sure! It sounds like it might be fun. Can I 4) _____ it _____, first, to see if I like it?

Jill: Of course! You can do a one-week trial. You don't need to 5) _____ for the class right away.

Anna: Cool! Candles are really pretty.

Jill: Yes, and it's really relaxing. It helps me 6) _____ after a tough day.

Anna: Nice! I'm looking forward to it!

PREPOSITIONS

2 **Fill in:** of (x2), for, about, to, in. **Check in your dictionary.**

- Having a hobby comes _____ handy when you want to meet new people.
- Jane is crazy _____ bungee jumping.
- It's nice to be able to do something _____ fun at the weekend.
- Building models of old planes really helps bring history _____ life.
- Robert is fond _____ baking.
- It's easy to get the hang _____ zorbing.

WORD FORMATION (adjectives from verbs)

We add these suffixes to form adjectives from verbs:

- able (*read – readable*)
- ive (*create – creative*)
- ative (*talk – talkative*)
- ent (*differ – different*)

3 **Read the Word Formation box, then complete the gaps with the correct word derived from the words in brackets. Check in your dictionary.**

- Mountain climbing is a(n) _____ hobby; I love it! (**EXCEL**)
- Photography is a hobby that requires you to be _____. (**IMAGINE**)
- Julie is an _____ girl who loves sports. (**ACT**)
- The training for my hobby is hard, but still _____. (**MANAGE**)

PHRASES WITH TIME

4 **Fill in with:** wastes, spending, lose, makes, having.

- Ellen loves _____ time with her friends.
- I love it here! I'm _____ the time of my life!
- James always _____ time for his hobbies.
- It's easy to _____ track of time when you're having fun.
- Paul _____ too much of his time online.

SUMMING UP

Choose the correct option.

Looking for a new hobby? Are you fond 1) **for/with/of/about** walking? Then you should 2) **give/to give/giving/gives** hiking a go! Hiking is a fantastic free-time activity that offers a great way to 3) **lose/send/waste/spend** your time while enjoying the outdoors! What's cool is that unlike other outdoor activities it isn't very dangerous, so if you're a(n) 4) **helpful/organised/sensible/creative** person, this might be the right activity for you. But don't get the wrong idea! Although it's not extreme, it isn't easy, either. Expect a good workout that can 5) **involve/improve/confirm/challenge** even the best hiker at times.

Although it can be tough, it's still a great hobby to 6) **bring/turn/take/sign** up at any age, as it's a great group activity and an ideal way to 7) **make/build/do/bring** new friends and meet people. Another nice thing about hiking is that unlike a lot of sports it isn't competitive and you aren't trying to beat anyone else. It's all about 8) **setting/to set/set/sets** yourself goals and reaching them. So, if you want to try a new free-time activity that 9) **work/is working/works/are working** up a sweat and gets you out of the house, try hiking and 10) **offer/use/share/have** the time of your life!



If 92 LISTENING SKILLS

MULTIPLE CHOICE

Preparing for the task

- 1 a) Read the question and the answer choices, paying attention to the underlined words. Think of words/phrases related to them.

- 1 What does Jim like most about doing parkour?
 A the fact that it's free
 B the exercise benefits
 C the chance to meet others



- b) Now read the script. Match the underlined phrases to the underlined phrases in Ex. 1a. Which is the correct answer? Why might the other options be confusing?



Anna: Do you like parkour, Jim?

Jim: Oh, absolutely! I'm having a great time doing it. It's true that unlike other things it doesn't cost a penny to do, but that's not the real benefit.

Anna: I guess it's a great way to keep fit, huh? It looks really challenging with all the jumps and flips.

Jim: That's true, but you can get that at the gym as well. It's the people that I love. I've made some amazing friends.



STUDY SKILLS

Predicting content

Read the questions and the answer choices. Underline key words and think of synonymous words/phrases. Often, the information is paraphrased, so predicting the key vocabulary is important. Remember that you will hear words that relate to all the options, but only one answer is correct. Pay attention to who says the statement and the words around it. This will help you choose the correct answer.

- 2 a) You will hear an interview with a girl called Jane Thomas. Read the questions (1-6) and underline the key words. What is the interview about?

- 1 Jane first became interested in her hobby because
 A her relatives already had an interest.
 B she tried it when she was young.
 C she came across it on social media.
- 2 In the beginning lessons involve
 A physical exercise and basic steps.
 B using the rope at various heights.
 C gym sessions every Monday to Friday.

- 3 What does Jane think is the most difficult thing for new learners?

- A doing the gym programme
 B dealing with scary situations
 C concentrating during boring tasks

- 4 Why might people know Jane?


- A She breaks lots of records.
 B She does a lot of fundraising.
 C She's always on television.

- 5 How does Jane feel about her hobby?

- A Pleased that it helps make a difference for others.
 B Fed up with how much training she does.
 C Grateful that she gets to travel for it.

- 6 In the future, Jane plans to

- A write her life story.
 B run her own centre.
 C open a charity.

- b)  Listen and for questions 1-6 in Ex. 2a choose the correct answer.

3



- Listen to Ex. 2b again. Make notes. In your own words, tell your friend about what Jane does for charity and why.

4



- ICT** What is another popular free-time activity/hobby that you could do to raise money for charity? Why is it a good idea?

INTONATION IN COMPOUND NOUNS

Compound nouns are nouns with two or more words. These words can be different or the same parts of speech (e.g. *noun + verb* – *handmade*, *noun + noun* – *football* etc). They can be joined together to make one word (*paintbrush*), two words (*baking powder*) or a hyphenated word (*sing-along*).

Whether it is one word, two words or hyphenated, the first part of the compound noun is usually stressed.

5



- Match the words to form compound nouns. Which part in each compound noun is stressed? Listen, check and repeat.

- | | | | |
|----------------------------|----------|---|----------|
| <input type="checkbox"/> 1 | play | a | site |
| <input type="checkbox"/> 2 | leisure | b | rope |
| <input type="checkbox"/> 3 | obstacle | c | course |
| <input type="checkbox"/> 4 | tight | d | activity |
| <input type="checkbox"/> 5 | member | e | ground |
| <input type="checkbox"/> 6 | camp | f | ship |

EVERYDAY ENGLISH

Introducing yourself (Asking for & Giving personal information)



- A What school subjects do you like most?
- B My name's Kim, nice to meet you.
- C I usually go to the gym, but I also like paintballing.
- D Where are you from?
- E You're from Toronto too?

Scott: Hi, I'm Scott. I think you are in my science class.
Kim: Yes, I am. **1)** _____
Scott: Nice to meet you too. **2)** _____
Kim: I was born in Toronto, Canada, but I live here in Bristol now. I just started school here last week.
Scott: Great! **3)** _____
Kim: I love English and geography.
Scott: I like geography, too. In fact I love being outdoors, so it's kind of my hobby too. What do you do at the weekend?
Kim: **4)** _____ . It's really fun.
Scott: Awesome! I'd love to try paintballing one day.
Kim: You should come with me, I think you'd really like it.
Scott: Thanks! I'd love to!

1 a) Complete the dialogue. Use the sentences (A-E) in the list. One sentence is extra.

b) Listen to Ex. 1a and check your answers. What free-time activity does Kim invite Scott to try? Use the underlined words/phrases in exchanges of your own.

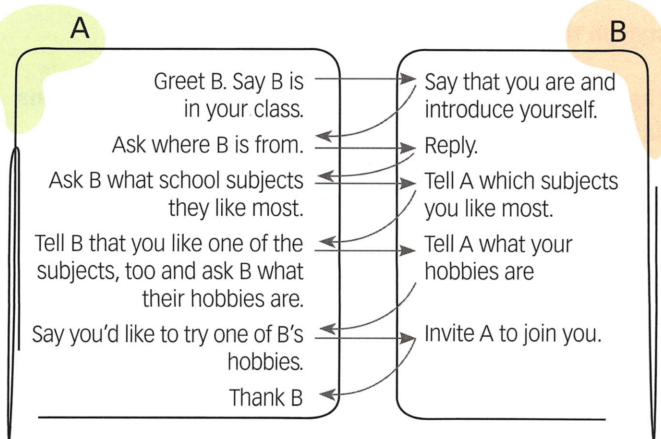
2 Act out a similar dialogue. Use phrases from the language box. Follow the diagram. Record yourselves.

Asking

HOME • Where are you from? • Are you from here?
STUDIES • What school subjects do you like most?
 • What's your favourite school subject?
HOBBIES & INTERESTS • What do you like doing in your free time?
 • What do you do at the weekend? • What are your (other) hobbies?

Responding

HOME • I'm from/I come from ... • I was born in ...
STUDIES • I love ... • I'm interested in ...
HOBBIES & INTERESTS • I usually ... • I enjoy/like ...
 • I'm keen on ... • I'm crazy about ... • I regularly take part in ...



PERSONAL QUESTIONS



In your everyday life you will often be asked questions that need factual and personal information (routines, personal details, likes and dislikes). When answering questions about yourself you should provide a little extra information to expand on your answer and not just give short answers.


3 Read the questions below. Listen to speakers A and B answering them and tick (✓) the correct box (A or B).

Where are you from?
What do you like doing in your free time?
What are your other hobbies?

Which speaker:

	A	B
1 uses short sentences?	<input type="checkbox"/>	<input type="checkbox"/>
2 gives detailed answers and expands on their answers?	<input type="checkbox"/>	<input type="checkbox"/>
3 speaks with some hesitation?	<input type="checkbox"/>	<input type="checkbox"/>
4 uses a variety of grammar structures?	<input type="checkbox"/>	<input type="checkbox"/>
5 uses rich language?	<input type="checkbox"/>	<input type="checkbox"/>

4 Work in pairs. Answer the questions in the box in Ex. 3. Use the questions (1-5) in Ex. 3 to evaluate your partner's performance.



1 **WRITING SKILLS**

AN INFORMAL EMAIL MAKING SUGGESTIONS BASED ON PROMPTS



WRITING TIP

Prompts

When writing an email based on prompts make sure you cover all the prompts given. You should also give extra information about each one.



WRITING TIP

Informal style

Informal style consists of:

- everyday language and vocabulary *How's it going?*
- omission of pronouns *Have to make a move.*
- short verb forms *won't, you're*



WRITING TIP

Making suggestions

When making suggestions you should always support them with reasons or any possible results/consequences.

RUBRIC ANALYSIS

1 Read the rubric and underline the key words. Then answer the questions.

Read this **email** from your English-speaking friend Jason and the notes you have made.

New message

From: Jason

Subject: New hobbies

Hi

How are things? I'm thinking about starting a new hobby so I have something to do in my free time. Do you think that's a good idea? Fantastic idea!

Explain I'm quite adventurous but I don't like sports. I guess I could try an outdoor activity like caving or zorbing. Which do you think is better?

I'd also like to do something at home in the evenings. What other hobbies could I do?

Suggest I'd like to look for some clubs in my area. Would you be able to come to my house tomorrow to help?

Let me know, No, because ...

Jason

Write your **email** to Jason (100 words) using all the notes.

- 1 Who are you writing to?
- 2 Why are you writing to them?
- 3 What points should you cover in your email?
- 4 What style should you write in?

MODEL ANALYSIS

2 a) Read the model email and complete the gaps with the missing phrases (a-f).

New message

Hey Jason,

A Nice to hear from you! It's great that you are thinking about **1)** _____. That's a fantastic idea!

B I think it's a good idea to **2)** _____. Since you don't like sports, caving would be better because you are curious, brave **3)** _____. Now, as an evening hobby why don't you try making models? It's great fun and **4)** _____.

C Wish I could help you find a club, **5)** _____ to your house tomorrow because I'm going out with my parents. How about **6)** _____ together next week?

D Hope my suggestions help. Let me know what you decide.

Best wishes,
Kevin

a a nice way to be creative

b starting a new hobby

c but I can't come round

d do an outdoor activity

e looking for clubs online

f and like exploring

b) Find examples of informal style in the model email.

3 Read the model email in Ex. 2a again. What suggestions does Kevin make? What reasons does he give to support his suggestions? Complete the table.

Suggestions	Reasons
1 _____ _____	A _____ _____
2 _____ _____	B _____ _____

USEFUL LANGUAGE

Opening remarks

- Thank you/Thanks (so much) for your email.
- It's great/good/nice to hear that .../from you (again).

Giving opinion

I think it's a good/nice idea ... because/since ...

Making suggestions

- How/What about ... ?
- I think you would enjoy/like ...
- You could/should ...
- Why don't you ... ?/Why not do/try/go ... ?

Giving reasons

- It's great/good fun and a nice/good way to ...
- ... would be better because/since ...

Closing remarks

- Let me know how things go/what you decide.
- Hope these ideas/my suggestions help.

4 What phrases does the writer use to introduce their suggestions in the model email in Ex. 2a. Replace them with similar ones from the Useful Language.

5 a) Read the rubric and underline the key words. Then answer the questions in Ex. 1.

Read this **email** from your English-speaking friend Mary and the notes you have made.

New message

From: Mary
Subject: Weekend activities

Hi
I'm thinking about looking for a free-time activity so that I have something to do at weekends. Do you think I should start something new? Great idea!

Explain I'm athletic, but I do a lot of sports already. So I want to try an activity like bungee jumping or tightrope walking. Which do you think is better?

I'd also like to do something at home with my brother. What other hobby could we do together?

Suggest I'd like to go to an activity centre one weekend to start what I pick. Would you like to come with me and try it too?

Let me know,
Mary

No, because ...

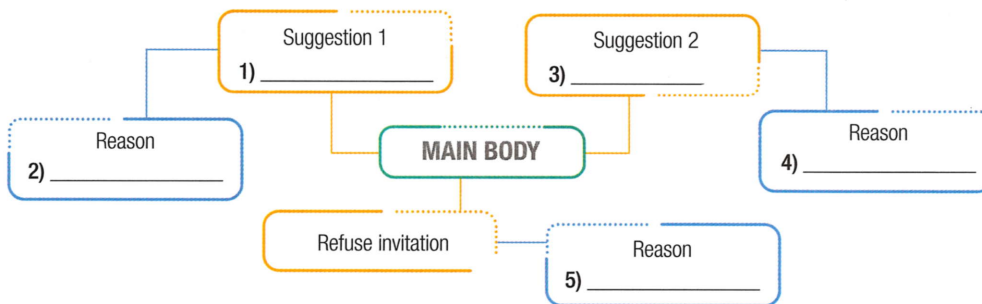
Write your **email** to Mary (100 words) using all the notes.

b) Read the ideas below and decide what information you should include in your reply to Mary's email. Tick (✓) the boxes.

- | | | | | | |
|---|---|--------------------------|---|---|--------------------------|
| 1 | which of the two activities is better | <input type="checkbox"/> | 5 | the phone number of the activity centre | <input type="checkbox"/> |
| 2 | what hobby Mary and her brother might enjoy | <input type="checkbox"/> | 6 | why you can't come | <input type="checkbox"/> |
| 3 | why a free-time activity is a good idea | <input type="checkbox"/> | 7 | what you're doing this weekend | <input type="checkbox"/> |
| 4 | why you enjoy doing your hobby | <input type="checkbox"/> | 8 | how you feel about Mary's idea | <input type="checkbox"/> |

YOUR TURN

6 **Brainstorming:** Before you start writing it is a good idea to brainstorm for ideas. Read the email in Ex. 5a and complete the spidergram.



7 Use your ideas from Ex. 6 and suitable phrases from the Useful Language to write your reply to Mary's email in Ex. 5a. Follow the plan.



- (Para 1)** opening remarks, express opinion about your friend's idea
- (Para 2)** make suggestions giving reasons
- (Para 3)** explain why you can't join them
- (Para 4)** closing remarks

CHECKLIST

When you have finished your email, check that you have:

- used appropriate style.
- given reasons/results for your suggestions.
- covered all the prompts.
- well-structured paragraphs & appropriate content.
- no spelling, grammar or punctuation mistakes.
- written the correct number of words.

1 LIFE SKILLS

HOW CAN WE DEVELOP STRONG FAMILY RELATIONSHIPS?



Watch the video. Ask your classmates what each type of family consists of.

1 Watch the video and match the people (1-3) to the types of family (a-c).

- | | | | |
|----------------------------|-------|---|----------------------|
| <input type="checkbox"/> 1 | Marco | a | Nuclear family |
| <input type="checkbox"/> 2 | Janet | b | Extended family |
| <input type="checkbox"/> 3 | Todd | c | Single-parent family |

2 Look at the list. Which of these things make strong family relationships? Choose and discuss. You can add your own ideas. Then read the text below and check your answers.

- Go on holiday together.
- Ask to know our relatives' secrets.
- Show love and affection.
- Share free-time activities/hobbies.
- Communicate with each other.
- Turn to our friends for help.
- Make up after arguments.
- Share our problems.

3 Read the text. Put the paragraphs (A-D) in the correct order. Listen and check.

BLOOD is thicker than WATER

A By doing these things we can make our families the best that they can be. After all, family is a wonderful gift that we have to take care of and shouldn't take for granted. It gives us friendship and love and is always there through thick and thin. Nothing else gives us the same joy in good times and helps us in difficult moments. As actor Michael J. Fox said, 'Family is not an important thing. It's everything.'

B Another way to keep a family healthy is to be there for each other. It's important for us to share our problems and listen to what each other says. Communication is essential, but members of the family should also respect each other's private lives. It's also important to be kind to each other, especially when we are angry. Of course, arguments happen and can't be avoided, but after an argument we must always say sorry.

C There are many types of families in the world, but one thing stays the same in all of them: family relationships. No matter what, the things that hold a family together don't change. At the heart of any family is love and friendship. How can we make these relationships stronger, though? The good news is that it's easier than you think!

D One thing we can do is spend time together. There are lots of ways to do this both inside and outside the home. We can go on holiday together, and share free-time activities and hobbies. By choosing to spend our time together in these ways we can show our relatives how much we care about them.

CHECK THESE WORDS

friendship, relative, communication, essential, respect, private, argument, take care of

In the UK the law says that anyone 18 years old can leave home and start their own life. It's common for many teenagers to do so when they go to university, however the average age for young people to leave home in the UK is actually 24 years old. How about your country?

4 Which of the things mentioned in the text in Ex. 3 do you do with your family? Do they help? Why/Why not?

I share free-time activities and hobbies with my family because it's fun and makes us closer.

5 Interview your classmates about the best ways to develop family relationships. Choose the ten most popular ideas and prepare a short presentation for International Day of Families.

AROUND THE WORLD

OBJECTIVES

- Vocabulary:** travel/transport; weather; holiday accommodation; holiday problems
Reading: a personal account of a journey (missing sentences)
Grammar: past simple; past continuous; used to – would – exclamations; adjectives/order of adjectives;
Listening: a monologue about a bad travel experience (T/F statements)
Everyday English: narrating an experience – expressing interest/surprise
Writing: a story with a given first sentence
Culture: travel habits
Mediation: give a summary of a story
Values: travel
Presentation Skills: present a visit to a tourist destination

2



Watch the video. Make notes, then tell the story of Magellan's voyage as if you were one of the men who returned to Spain.



Watch the video. Who do we know did NOT sail around the world?

- A Ferdinand Magellan
- B Juan Sebastián Elcano
- C Enrique



How do you think the story of Enrique ended? Tell the class. You can use the words from the list.

- angry • excited • tired
- unhappy • pleased • grateful

Enrique found a ship to take him back home. It was a long voyage, however, and he felt very tired ...

