

# Wonderful WORLD

Build Up Reading Skills for the Real World



LEXILE<sup>®</sup> 580L-830L  
WORDS 220-290

PRIME **6**

# CONTENTS







## Chapter 1 | City Life

Unit	Country	Title	Lexile / WC	Page
1	  Spain Cuba	Treasure Find	590L / 255 words	12
2	 USA	New York City	740L / 265 words	18
3	   Spain Australia Argentina	Letters to the City Guide	700L / 242 words	24






## Chapter 2 | Share and Enjoy

Unit	Country	Title	Lexile / WC	Page
4	  Canada USA	Then and Now	580L / 257 words	32
5	 Scotland	Watch It!	740L / 226 words	38
6	 USA	An Internet Star	750L / 234 words	44
Chapters 1-2		Review		50
		Song		52
		Video		54






## Chapter 3 | From Here to There

Unit	Country	Title	Lexile / WC	Page
7	 Finland	Car-Free Cities?	830L / 238 words	58
8	 England USA Japan Ukraine Greece Russia Sweden	Getting Around Underground	790L / 232 words	64
9	 Italy USA Colombia	Unique Transportation	750L / 299 words	70



## Chapter 4 | Jobs

Unit	Country	Title	Lexile / WC	Page
10	 England	Unusual Jobs	630L / 252 words	78
11	 Canada	Dr. Lee's Many Jobs	770L / 239 words	84
12	 Poland Canada Ireland	What Do You Want to Be?	700L / 239 words	90

### Chapters 3-4

Review

96

Song

98

Video

100

### Worksheet

Graphic Organizer & Summary

102

# Get Ready for Wonderful **WORLD**

## Unit 11

Dr. Lee's Many Jobs



## Unit 5

Watch It!



## Unit 4

Then and Now



## Unit 6

An Internet Star



## Unit 9

Unique Transportation



## Unit 1

Treasure Find



## Unit 2

New York City



## Unit 7

### Car-Free Cities?



## Unit 10

### Unusual Jobs



## Unit 12

### What Do You Want to Be?



## Unit 8

### Getting Around Underground



## Unit 3

### Letters to the City Guide



Russia

Japan

Australia

# About Wonderful WORLD

**Chapter** Each chapter contains three units of the same topic.

**Chapter 1**  
**City Life**

Unit 1: Spain, Cuba (Treasure Find)  
Unit 2: USA (New York City)  
Unit 3: Spain, Australia, Argentina (Letters to the City Guide)

A tram in Istanbul, Turkey.

**Look at the picture. Check.**  
The picture shows a busy street with many people. What kind of public transportation is there?  
 ferry       taxi  
 tram       bus

## Chapter Opener

captures learners' interest with pictures from around the world. It introduces the chapter topic, the unit titles, and the countries each unit will explore. There is an accompanying activity which is connected to the picture.

**Unit** Each unit consists of six pages, including Picture Reading, New Words, Sentences, Reading Comprehension, etc.

**Unit 1**  
**Treasure Find**

**New Words**  
1 Listen and write. Then match the meanings. 18-22  
 location, track, location, directions, destination, landmark, tricky, record

**Sentences**  
1 Choose and write.  
 1 You'll \_\_\_\_\_ take a test.  
 2 Your team has to \_\_\_\_\_ from one location to another quickly.

**Picture Reading**  
 1. The picture shows three boys with tanned skin. True False  
 2. The boys are wearing hats and sunglasses. True False  
 3. They are looking at a map on the beach. True False

## New Words

introduces the eight key words from the passage with pictures. Learners can practice and build on vocabulary through a definition-matching activity.

## Sentences

helps learners explore the key sentence structures by solving target grammar questions before reading the passage.

## Picture Reading

allows learners to prepare themselves before reading the passage by answering questions about a picture related to the topic.

Listen and read. 14-15

## Treasure Find

**What is Treasure Find?**  
In *Treasure Find*, you look for treasure in a city. We design each *Treasure Find* to help you explore a city. You can learn about the most famous sights in the city.


**How does it work?**  
First, make a team of three to four people. It's better to explore in a group. You must download the *Treasure Find* app on your phone. The phone will track your location through GPS. Touch "Start" to begin your adventure.

The app then gives you directions to your first location. Follow the directions to your first destination. They're usually important landmarks, statues, or public parks.

Once you arrive, you'll get information about the place. You will have 30 seconds to study the information, and then you'll have to take a test. If you pass the test, you get easy directions to the next location. If you don't pass the test, the directions can get quite tricky.



**About You**  
What kinds of treasure do you want to find?



**How do you win?**  
To win, your team has to go from one location to another quickly. Once you get to the final destination, you'll find a *Treasure Find* sign. Stand next to it and take a picture. Send your picture through the app. The app records your time. Then, the *Treasure Find* team sends a message to the winner of each city. The winners get a great prize!

With this activity, you get to travel around a city, and if you are lucky, you will get a prize at the end.

**Why don't you start your adventure today?**

**Find and circle the words.**

- Line 2 to plan and make for a specific purpose
- Line 8 a place or position
- Line 12 the place where someone is going
- Line 20 difficult to do or deal with
- Line 6 to follow the movement of something or someone
- Line 10 instructions about how to go to a place
- Line 13 buildings or objects that are easy to see and recognize
- Line 21 to keep an account of facts or events

### Listen and read

introduces a fun, informative, and level-appropriate passage with various types of writing and captivating pictures. It also broadens learners' knowledge of worldwide topics.

### About You

gives learners a chance to speak about themselves in relation to the passage topic.

### Find and circle the words

checks learners' understanding of the meaning of the words from the passage.

**Reading Comprehension**

**1 Read and choose.**

- What is the passage mainly about?
  - how to find a treasure on your adventure
  - how to use an app to explore a city
  - how to pass a test to get a prize
- What does the *Treasure Find* app NOT do?
  - match people into groups
  - give directions to each location
  - provide information about each location
- What does "it" in line 23 refer to?
  - your picture
  - a *Treasure Find* sign
  - the final destination

**2 Choose T (True) or F (False).**

- The destinations are usually important landmarks, statues, or public parks. T / F
- The first team to find all the *Treasure Find* signs becomes the winner. T / F

**3 Write the answers.**

- What happens if you don't pass the test?  
The \_\_\_\_\_ to the next destination can get very \_\_\_\_\_.
- How do the winners know they won?  
The *Treasure Find* team \_\_\_\_\_ a \_\_\_\_\_ to the winners.

**Graphic Organizer**

**1 Write the numbers in the correct order.**

Treasure Find

- Take a picture of your team with a *Treasure Find* sign at the final destination.
- First, make a team of three to four people.
- Follow the directions to each destination.
- Study information about the places and take tests.
- Send the picture to the *Treasure Find* team through the app.
- Download the *Treasure Find* app on your phone and touch "Start."

**Summary**

**1 Choose and complete the summary.**

Explore the most famous \_\_\_\_\_ in a city with *Treasure Find*. Download the *Treasure Find* app and start your adventure. The app gives you \_\_\_\_\_ to your first location. When you \_\_\_\_\_, you will get information about the place. Take a \_\_\_\_\_ to get directions to the next location. To \_\_\_\_\_, your team should get to the final destination first. Take a picture of your team next to a *Treasure Find* sign. Then, send it to the *Treasure Find* team. The winner of each city gets a great \_\_\_\_\_.

last    sights    prize    arrive    directions    win

### Graphic Organizer

helps learners organize the contents and analyze them with visual aids for a better understanding of the reading passage.

### Summary

enables learners to review and summarize what they have learned from the reading passage by completing the summary with the given words.

### Reading Comprehension

checks learners' understanding of the passage through a series of multiple-choice questions, true or false questions, and short answer questions.

## Review Chapters 1-2

### 1 Choose and write the words.

edit exhibition earn destination broadcast

- \_\_\_\_\_ : the place where someone is going
- \_\_\_\_\_ : to make changes to text or data on screen
- \_\_\_\_\_ : to send out by television or radio
- \_\_\_\_\_ : a public show of art or other interesting things
- \_\_\_\_\_ : to get money for work that you have done

### 2 Choose and complete the sentences.

- The app gives you \_\_\_\_\_ to your destination.  
a. souvenirs      b. directions      c. locations
- You can see collections of dinosaur \_\_\_\_\_ in the museum.  
a. cuisines      b. bays      c. fossils
- It has a \_\_\_\_\_ that stretches to 4.5 km.  
a. landmark      b. coastline      c. fame
- Technology continues to \_\_\_\_\_.  
a. broadcast      b. invent      c. improve
- He \_\_\_\_\_ most of the toys he reviews.  
a. edits      b. stretches      c. donates

50

## Review

helps learners review the vocabulary, structure, and reading comprehension for every two chapters. It provides supplementary questions to check learners' learning progress.

### 3 Choose and complete the sentences.

- You \_\_\_\_\_ have to spend a lot of money to have fun.  
don't / don't should
- You'll have to \_\_\_\_\_ a test.  
take / taking
- Some days you \_\_\_\_\_ hear ten different languages.  
should / might
- I am \_\_\_\_\_ with the picture.  
surprising / surprised
- Some might show videos of their \_\_\_\_\_ special talents.  
parents / parent

### 4 Unscramble the sentences.

- It is, / we'll / watching / Whatever / be / !
- all day / spend / walking around / You / might / .
- your / Why / start / today / adventure / don't you / ?
- my / pastime / Sharing pictures / is / favorite / .
- is not / at all / Evan's / surprising / fame / !

51

## Song Chapters 1-2

### 1 Listen and choose. Sing.

We've flown / flying today far across the sea  
To amazing New York, New York.  
There's so much to do,  
There's so much to see  
In amazing New York, New York.

We must / have to see the Statue of Liberty  
In amazing New York, New York.  
If the tickets are cheap,  
We'll saw / see a comedy  
In amazing New York, New York.

Before it gets dark we'll go to Central Park.  
We could / can picnic or climb up a rock.  
You don't have to pay  
To sail around New York Bay.  
We'll see the sights or we'll going / go for a walk  
In amazing New York, New York.

52

### 2 Read and choose.

- What is the song about?  
a. working in New York, New York  
b. visiting New York, New York  
c. reading about New York, New York
- We're driving to New York, New York.      True / False
- We can climb up a rock in Central Park.      True / False
- You have to pay to sail around New York Bay.      True / False

### 3 Read and write.

- If the tickets are \_\_\_\_\_, we'll see a comedy.
- We must \_\_\_\_\_ the Statue of Liberty.

## Song

enables learners to sing along to a catchy tune with lyrics related to one of the chapter's topics. It provides comprehension questions to check learners' understanding of the song's content.

## Video Chapters 1-2

British English

### BEFORE YOU WATCH

- If you spend a day with your friends, where would you go? Check.  
 the town square       a museum       a movie theater  
 a park       a shopping mall       a popular restaurant

### 2 Match the words to the pictures.

writer      painter      neighborhood      painting



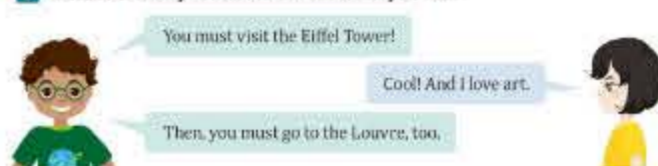
### WHILE YOU WATCH

- How many museums do you see in the video?

### AFTER YOU WATCH

- Read and circle.  
  - You can see paintings at the Musée d'Orsay.      T / F
  - You can walk from the Tuileries Gardens to the Louvre.      T / F
  - You can't go to the top of the Eiffel Tower.      T / F
  - The Palais Garnier is a theater where you can see the opera.      T / F

### 5 Talk about what you must do in Paris when you visit.



## Video

presents a topic-related video in British English to learners.

# Worksheet

Each worksheet is an adjusted version of the graphic organizer and summary to reinforce learners' critical thinking.

Unit 1 p.17

**Graphic Organizer**

Treasure Find

1. Take a picture of your team with a Treasure Find sign in the final destination.
2. First, make a team of three to four people.
3. Follow the directions to each destination.
4. Study information about the places and take notes.
5. Save the picture to the Treasure Find team through the app.
6. Download the Treasure Find app on your phone and touch "Start".

103

Unit 1 p.17

**Summary**

Read and number the sentences in order.

1. To win, your team should get to the final destination first.
2. The winner of each city gets a great prize.
3. Explore the most famous sights in a city with Treasure Find.
4. When you arrive, you will get information about the place.
5. Download the Treasure Find app and start your adventure.
6. Then, send it to the Treasure Find team.
7. Take a picture of your team next to a Treasure Find sign.
8. The app gives you directions to your first location.
9. Take a test to get directions to the next location.

104

# Practice Note

The practice note allows learners to review words and summaries.

Unit 1 Treasure Find

**A Read and write.**

1. **design** - We **designs** each Treasure Find to help you explore a city.
2. **track** - The phone will **track** your location through GPS.
3. **location** - The app gives you directions to your first **location**.
4. **directions** - You get easy **directions** to the next location.
5. **destination** - Follow the directions to your first **destination**.
6. **landmark** - They're usually important **landmarks** or public parks.
7. **tricky** - The directions can get quite **tricky**.
8. **record** - The app **records** your time.

1

Unit 2 New York City

**A Read and write.**

1. **bay** - The tour takes you around the **bay**.
2. **ferry** - You can enjoy New York Bay on the Staten Island **Ferry**.
3. **skyscraper** - You can see **skyscrapers**.
4. **massive** - You can visit Central Park, a **massive** green space.
5. **exhibition** - There are lots of fantastic **exhibitions**.
6. **fossil** - You can see collections of **fossils**.
7. **outer space** - You can learn about **outer space** and the oceans.
8. **bargain** - There are **bargain** restaurants from every culture.

2

# Workbook

The workbook offers learners a chance to review what they learned in class.

Unit 1 Treasure Find

**A Choose the correct words for the meanings.**

1. **record** / **tricky** - difficult to do or deal with
2. **location** / **landmark** - a place or position
3. **design** / **directions** - to plan and make for a specific purpose
4. **location** / **destination** - the place where someone is going
5. **directions** / **tricky** - instructions about how to go to a place
6. **track** / **record** - to keep an account of facts or events
7. **landmark** / **destination** - a building or object that is easy to see and recognize
8. **design** / **track** - to follow the movement of something or someone

**B Write the correct words for the blanks.**

destination track direction design

1. We **design** each Treasure Find to help you explore a city.
2. The phone will **track** your location through GPS.
3. The app gives you **directions** to your first location.
4. Once you get to the final **destination**, you'll find a Treasure Find sign.

2

**C Choose the correct words.**

1. Your team has to **go** / **going** from one location to another quickly.
2. To begin your adventure, you have to **touching** / **touch** "Start".
3. You have to **send** / **sending** your picture through the app.

**D Unscramble the sentences.**

1. to / a test / You'll / take / how / ...
2. about the most / in the city / can learn / famous sights / You / ...
3. the directions / first destination / your / Follow / to / ...

**E Choose the correct number for the sentence below.**

The app gives you directions to your first location.

Explore the most famous sights in a city with Treasure Find. Download the Treasure Find app and start your adventure. When you arrive, you will get information about the place. Take a test to get directions to the next location. ①

① \_\_\_\_\_ is a person who writes books, stories, or articles as a job

3

Unit 1-2

**C Choose and complete the sentences.**

1. Paris is a large city with many places to **explore** / **exploring**.
2. You can walk to the end of the gardens. **there is a very famous museum**.
3. French kings used to **live** / **lived** here, but now it has got statues and paintings from all over the world.
4. Lots of famous singers and musicians have **performed** / **performs** here.

**D Unscramble the sentences.**

1. around Paris are there many ways
2. to the opera at can take the Palais Garnier the Musée d'Orsay
3. it to explore such an interesting place Paris
4. forget to social media photos don't to post

4

# Chapter 1

# City Life

Unit

1



Spain



Cuba

**Treasure Find**

Unit

2



USA

**New York City**

Unit

3



Spain



Australia



Argentina

**Letters to the City Guide**