

# Wonderful WORLD

Build Up Reading Skills for the Real World



# CONTENTS



## Chapter 1 | Before Our Time

Unit	Country	Title	Lexile / WC	Page
1	 Argentina	What Do Paleontologists Do?	380L / 106 words	12
2	 Germany	The Dinosaur Museum	450L / 108 words	18
3	 Austria	The First People on Earth	290L / 97 words	24



## Chapter 2 | Cool Places

Unit	Country	Title	Lexile / WC	Page
4	 China	A Tall Tower in Shanghai	360L / 95 words	32
5	 Egypt	The Pyramids of Giza	450L / 107 words	38
6	 Egypt	My Uncle's Journey	420L / 127 words	44

Chapters 1-2	Review	50
	Video	52




## Chapter 3 | Keep It Clean

Unit	Country	Title	Lexile / WC	Page
7	 England	Have Fun Downtown	380L / 101 words	58
8	 Japan	Cleaning Our School	480L / 110 words	64
9	 India	Around Town	370L / 115 words	70



## Chapter 4 | On Vacation

Unit	Country	Title	Lexile / WC	Page
10	 Italy	A Trip to Rome	410L / 106 words	78
11	 Sweden	Summer Vacation	420L / 103 words	84
12	 Canada  England  Japan  Morocco	Plans for Vacation	320L / 118 words	90

Chapters 3-4

Review

96

Video

98

# Get Ready for Wonderful WORLD

Unit 7



We played in the fountain.

Canada

England

Morocco

Argentina

Unit 5



In the desert in Egypt, you can see the famous Pyramids of Giza.

Unit 12



In August, Mom and I will go to London for three days.

Unit 1



Paleontologists study dinosaurs.

# Unit 11



We'll stay in an old airplane!

# Unit 2



The museum has fossils of all of them.

# Unit 3



Were the first people on Earth strong?

# Unit 8



Students clean their schools every day.

# Unit 4



My family and I traveled to China.

# Unit 10



When are you going on your trip to Rome?

# Unit 6

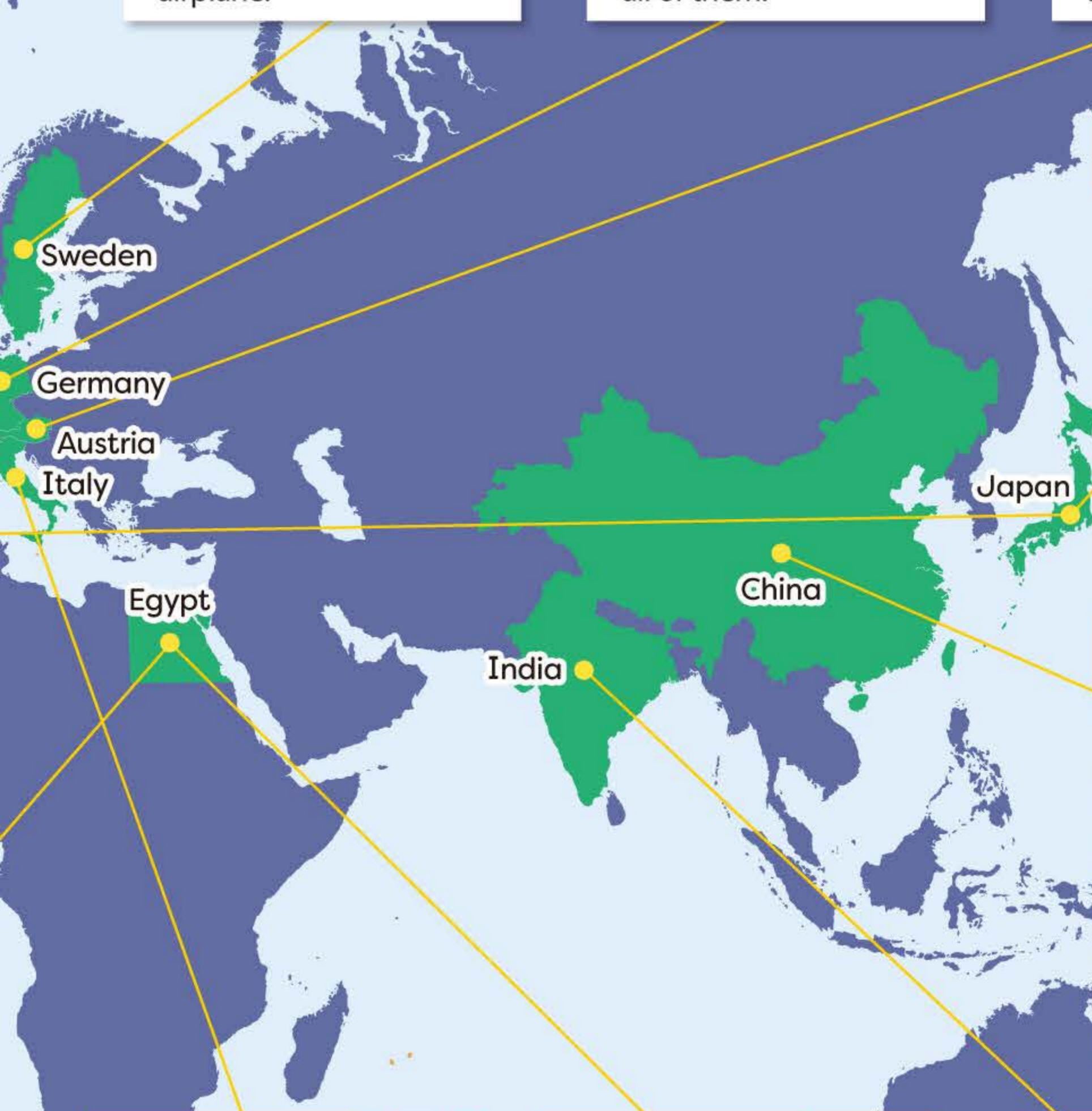


My uncle likes to travel.

# Unit 9



I like your town.



Sweden

Germany

Austria

Italy

Egypt

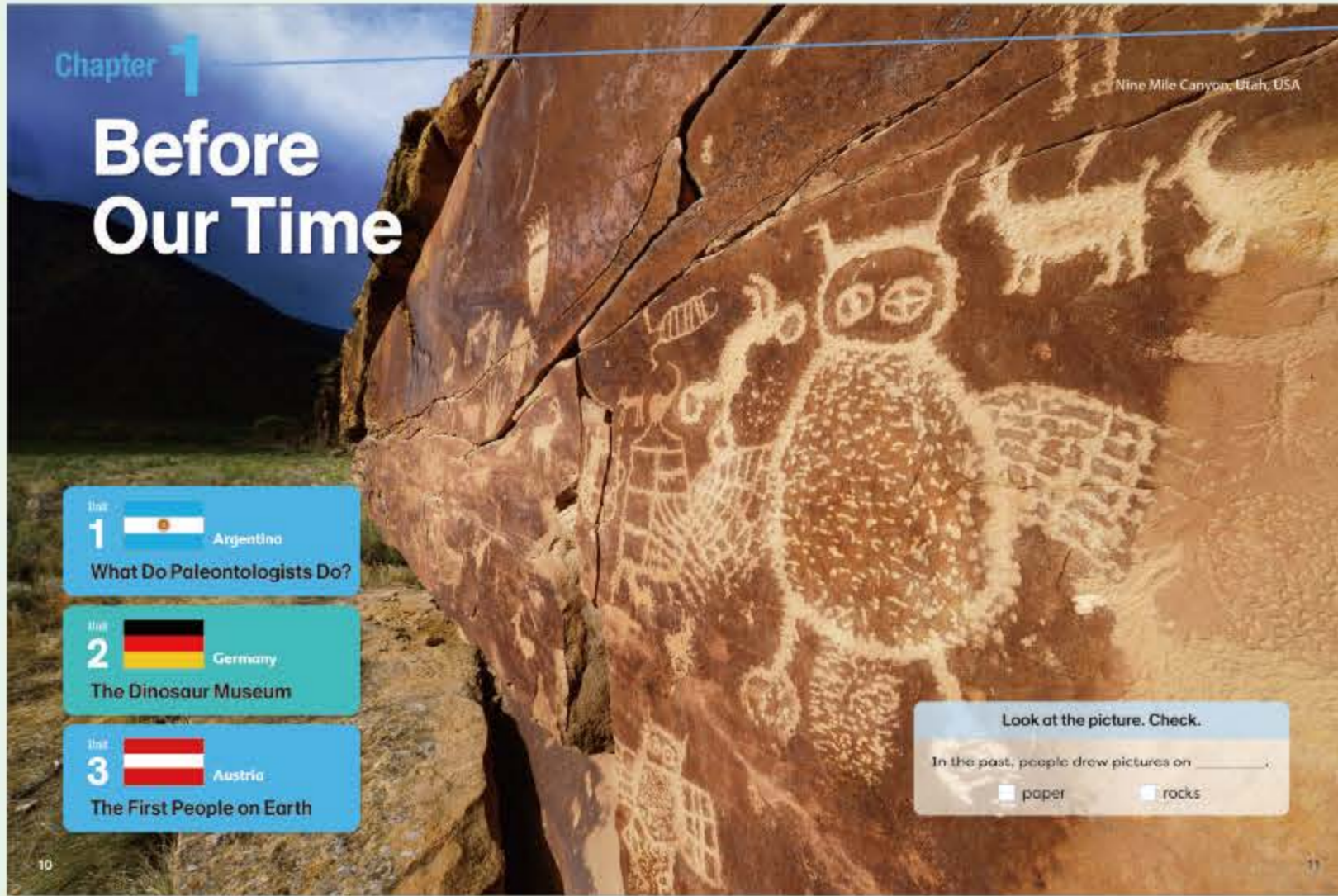
India

China

Japan

# About Wonderful WORLD

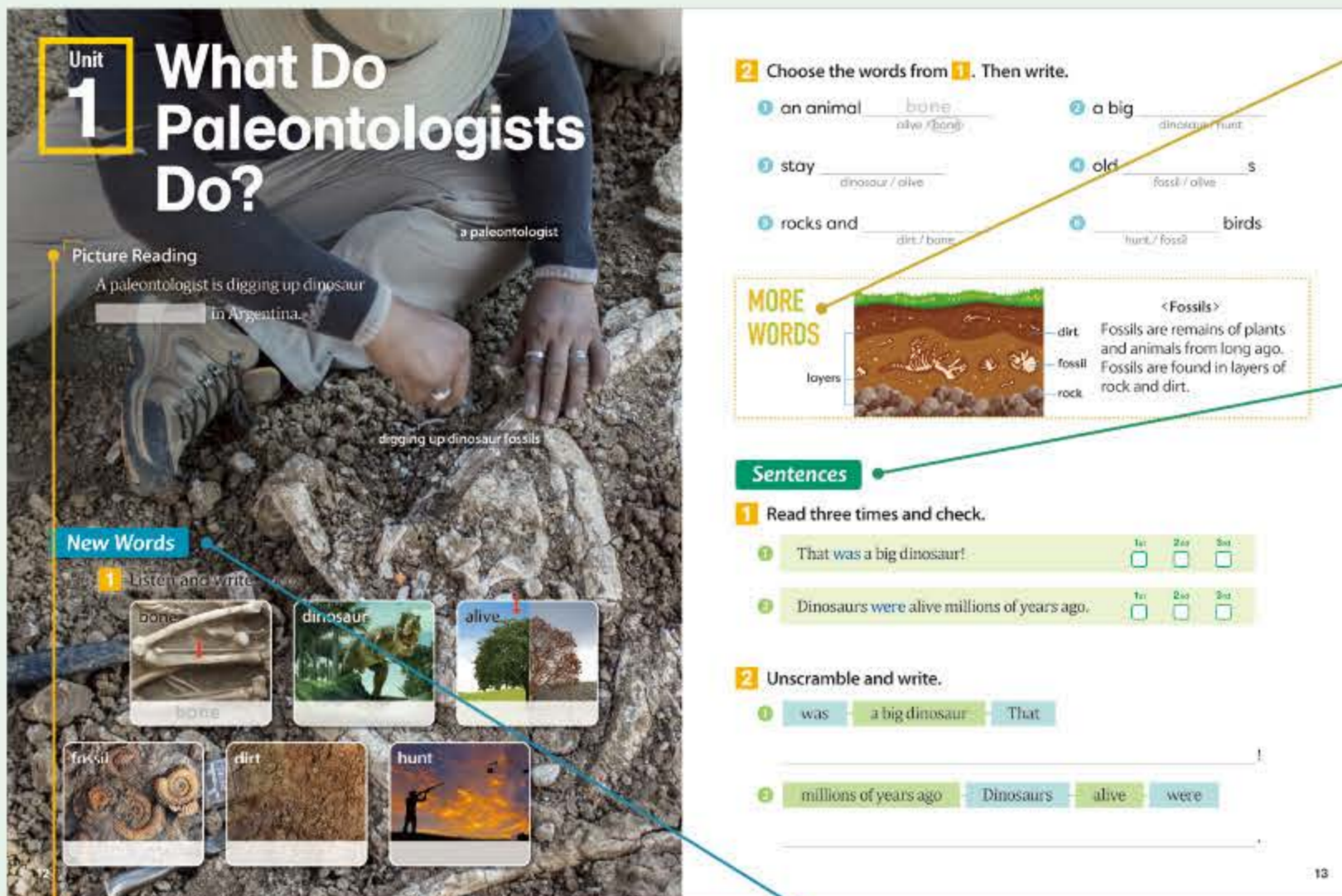
**Chapter** Each chapter contains three units of the same topic.



## Chapter Opener

captures learners' interest with pictures from around the world. It introduces the chapter topic, the unit titles, and the countries each unit will explore. There is an accompanying activity which is connected to the picture.

**Unit** Each unit consists of six pages, including Picture Reading, New Words, Sentences, Reading Passage, etc.



## MORE WORDS

presents some more words from the passage with the relevant pictures and sentences to broaden learners' understanding of the passage.

## Sentences

helps learners explore the key sentence structures before reading the passage.

## Picture Reading

allows learners to gain additional information on the topic and complete the right description of the picture based on the descriptive clauses on the picture. On this page, learners prepare themselves before reading the passage.

## New Words

introduces the six key words from the passage with pictures and make learners practice the new words through listening and writing activities.

Listen and read. 1400  
 LEADER: 1400  
 WC: 106 words

## What Do Paleontologists Do?

Do you see these big bones? That was a big dinosaur! This man was digging up dinosaur bones. Do you like to see really old bones? You could be a paleontologist!

Paleontologists are scientists. They study dinosaurs. Dinosaurs lived a long time ago. Dinosaurs were alive millions of years ago. To study dinosaurs, we have to look very far back in history. Dinosaurs left us fossils. Fossils are bones or remains from long ago. Long ago, the bones were stuck between layers of dirt or rock. Paleontologists hunt for them around the world! They dig them up for museums. We can learn what dinosaurs were like.

**MAIN IDEA** What is the story about?  
 dinosaurs  paleontologists

**About You**  
 What can we learn about dinosaurs from fossils?

**TRUE or FALSE**

- Paleontologists study dinosaurs.  True  False
- Dinosaurs left us their bones from long ago.  True  False

A paleontologist in Argentina

### Listen and read

introduces a fun, informative, and level-appropriate passage with various types of writing and captivating pictures. It also broadens learners' knowledge of worldwide topics.

### About You

gives learners a chance to speak about themselves in relation to the passage topic during the class.

### TRUE or FALSE

offers simple questions to check learners' understanding of the passage.

### MAIN IDEA

provides a chance to review the main idea of the passage.

**Reading Comprehension**

1 Read and choose.

- Paleontologists are \_\_\_\_\_.  
 a. teachers    b. doctors    c. scientists
- Dinosaurs were alive \_\_\_\_\_ years ago.  
 a. a few    b. hundreds of    c. millions of
- What are fossils?  
 a. They are layers of dirt or rock.  
 b. They are bones or remains from long ago.  
 c. They are dinosaur museums.
- \_\_\_\_\_ study fossils.  
 a. Hunters    b. Paleontologists    c. Dinosaurs
- Dinosaurs left us \_\_\_\_\_.

**Summary**

1 Read and circle.

Paleontologists are scientists. They study **a** dinosaurs / people.  
 Dinosaurs lived a long time **b** before / ago, and they left us fossils.  
 Fossils are bones or **c** layers / remains from long ago. Paleontologists  
**d** hunt / ride for them around the world. We can learn what dinosaurs were like.

**Sentences in Focus**

1 Read and choose.

- That \_\_\_\_\_ a big dinosaur!  
 a. were    b. was    c. be
- Dinosaurs \_\_\_\_\_ alive millions of years ago.  
 a. were    b. was    c. are
- Long ago, the bones \_\_\_\_\_ stuck between layers of dirt or rock.  
 a. was    b. were    c. being

**Sentence Practice**

1 How were you three years ago? Talk about yourself.

Three years ago, I was seven. I was small.

Me, too. I was seven. I was cute.

### Sentences in Focus

helps learners practice the key sentence structures of the passage to improve their reading skills.

### Sentence Practice

deepens learners' speaking, listening, and writing skills through extended learning activities.

### Reading Comprehension

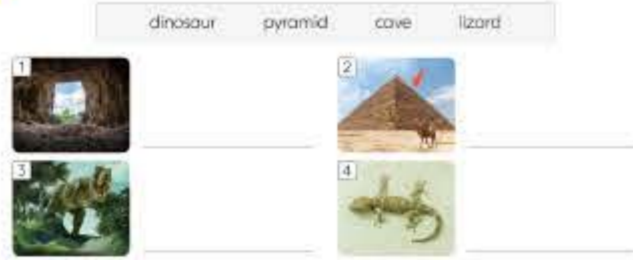
checks learners' understanding of the passage through a series of multiple-choice and short answer questions.

### Summary

enables learners to review and summarize what they have learned from the passage by choosing activity.

## Review Chapters 1-2

### 1 Look and write.



### 2 Read and choose.

- T. rex wasn't high / friendly.
- My family and I crossed a bridge / fossil.
- Were the first people on Earth strong / dark?
- Uncle Ahmed spoke Spanish / Japan.

### 3 Complete the chart.

Country	People	Country	People
Egypt		Spain	
	Greek		Brazilian
Japan		China	

### 4 Write the correct past forms of the verbs.

- look → looked
- visit → \_\_\_\_\_
- climb → \_\_\_\_\_
- see → \_\_\_\_\_
- build → \_\_\_\_\_
- study → \_\_\_\_\_

### 5 Write Was or Were.

- \_\_\_\_\_ your class about these early people?
- \_\_\_\_\_ the first people dinosaur hunters?
- \_\_\_\_\_ your uncle in Brazil last year?
- \_\_\_\_\_ their homes in dark caves?

### 6 Choose and write.

- He loved American music, but he didn't \_\_\_\_\_ baseball.  
like / likes
- T. rex's head \_\_\_\_\_ big.  
was / were
- The early people \_\_\_\_\_ clever.  
was / were
- He \_\_\_\_\_ to five countries last year.  
go / went

## Review

helps learners review the vocabulary, structure, and reading comprehension for every two chapters. It provides supplementary comprehension questions to check learners' learning progress.

## Video Chapters 1-2

### BEFORE YOU WATCH

#### 1 What do you see in the museum? Check.



#### 2 Read and check.

- You need an umbrella to visit a museum.  
 Yes     No
- You need a password to get into a museum.  
 Yes     No
- You learn things at a museum.  
 Yes     No
- Museums are always boring.  
 Yes     No



## Video

presents a topic-related video in British English to learners.

### BEFORE YOU WATCH

introduces words and pictures related to the topic of the video. Learners check their background knowledge of the topic.

### WHILE YOU WATCH

#### 3 What do you see in the video? Check.

- dinosaur     caveman     bone  
 statue     bookshop (=bookstore)     desert

### AFTER YOU WATCH

#### 4 Read and circle.



#### 5 Write and talk about your favorite museum.



I like to go a/an \_\_\_\_\_ museum.  
(art / science / history)

I went to the \_\_\_\_\_ museum before.  
(art / science / history)

I went there with my \_\_\_\_\_.  
(friend / family)

There were many \_\_\_\_\_ things.

My favorite thing in the museum was \_\_\_\_\_.

### WHILE YOU WATCH

lets learners confirm their understanding while watching the video.

### AFTER YOU WATCH


lets learners check their listening comprehension through questions. It also provides learners a chance to share their own experience and practice a dialog.


# Sentence Note


The sentence note allows learners to review words and sentences.


**Unit 1 What Do Paleontologists Do?**


**A Read and write.**


 bone \_\_\_\_\_


 dinosaur \_\_\_\_\_


 alive \_\_\_\_\_

 fossil \_\_\_\_\_

 dirt \_\_\_\_\_


 hunt \_\_\_\_\_


 layer \_\_\_\_\_


 rock \_\_\_\_\_


**Unit 2 The Dinosaur Museum**


**A Read and write.**


 lizard \_\_\_\_\_


 friendly \_\_\_\_\_


 sharp \_\_\_\_\_

 afraid \_\_\_\_\_

 Earth \_\_\_\_\_

 plant \_\_\_\_\_

 teeth \_\_\_\_\_







 tail \_\_\_\_\_

# Workbook


The workbook offers learners a chance to review what they learned in class.


**Unit 1 What Do Paleontologists Do?**


**A Match and write.**


		
		

**B Look and circle.**

 Paleontologists study dinosaurs alive .

 Dinosaurs lived a long time ago. They left us alive fossils .

 Fossils are bones hunt or remains from long ago.

 Paleontologists alive hunt for fossils around the world

**Chapter 1 Before Our Time**

**C Read and write.**

I was at the museum yesterday.

There is a big fossil of a dinosaur from long ago.

They were alive many years ago.

There is big dinosaurs a long time ago.

**D Unscramble and write.**

was / That / I / a big dinosaur

Dinosaurs / alive / millions of years ago / were

between layers of dirt or rock / Long ago, / were stuck / the bones /

We can learn / like / what dinosaurs / were

small dinosaurs / a long time ago / were / There

**Chapter 1 Before Our Time**

**Write.**

I wasn't at the museum.

They were plant-eaters.

They were afraid of small dinosaurs.

T. rex's head wasn't small.

**Write the complete sentences.**

It wasn't + wasn't a fast runner.

They were + in this museum.

They weren't + weren't hunters.

They weren't + not on Earth with people.



# Chapter 1

# Before Our Time

Unit

1



Argentina

**What Do Paleontologists Do?**

Unit

2



Germany

**The Dinosaur Museum**

Unit

3



Austria

**The First People on Earth**