

Wonderful WORLD

Build Up Reading Skills for the Real World



LEXILE[®] 250L-450L
WORDS 90-110

BASIC **5**

CONTENTS






Chapter 1 | What's It Like Outside?

Unit	Country	Title	Lexile / WC	Page
1	 England	A Supermoon	320L / 96 words	12
2	 Argentina	Seasons in Argentina	430L / 88 words	18
3	 Canada	On a Rainy Day	270L / 86 words	24



Chapter 2 | Let's Go!

Unit	Country	Title	Lexile / WC	Page
4	 Canada	Winter Sports	410L / 90 words	32
5	 Mexico	Baja California	370L / 104 words	38
6	 Australia	Let's Go Outside!	270L / 101 words	44

Chapters 1-2	Review	50
	Video	52



Chapter 3 | Jobs

Unit	Country	Title	Lexile / WC	Page
7	 USA	Interesting Jobs	370L / 98 words	58
8	 USA	David's Unusual Job	400L / 89 words	64
9	 Ireland	Dream Jobs	250L / 90 words	70



Chapter 4 | Technology

Unit	Country	Title	Lexile / WC	Page
10	 Singapore	Today's Technology	450L / 105 words	78
11	 Serbia	Homework Apps	420L / 112 words	84
12	 Norway	My New Tablet	310L / 89 words	90

Chapters 3-4	Review	96
	Video	98


Get Ready for Wonderful WORLD

Unit 3 





Let's play video games now.

Unit 4 



I can jump on my skis.

Unit 7 



Joel is a photographer.

Unit 8 



David makes robots. His robots can go underwater.

Unit 5 



A cool place to go camping is Baja California, Mexico.

Unit 2 



Pablo's learning to ride horses.



Unit 1



We are going sky watching.

Unit 12



Is there an app to take pictures?

Unit 10



People today always use their technology.

Unit 11



There's an app for math homework.

Unit 9



I want to be an astronaut or a nurse.

Unit 6



Let's ride our bikes in the forest.

Ireland

Norway

England

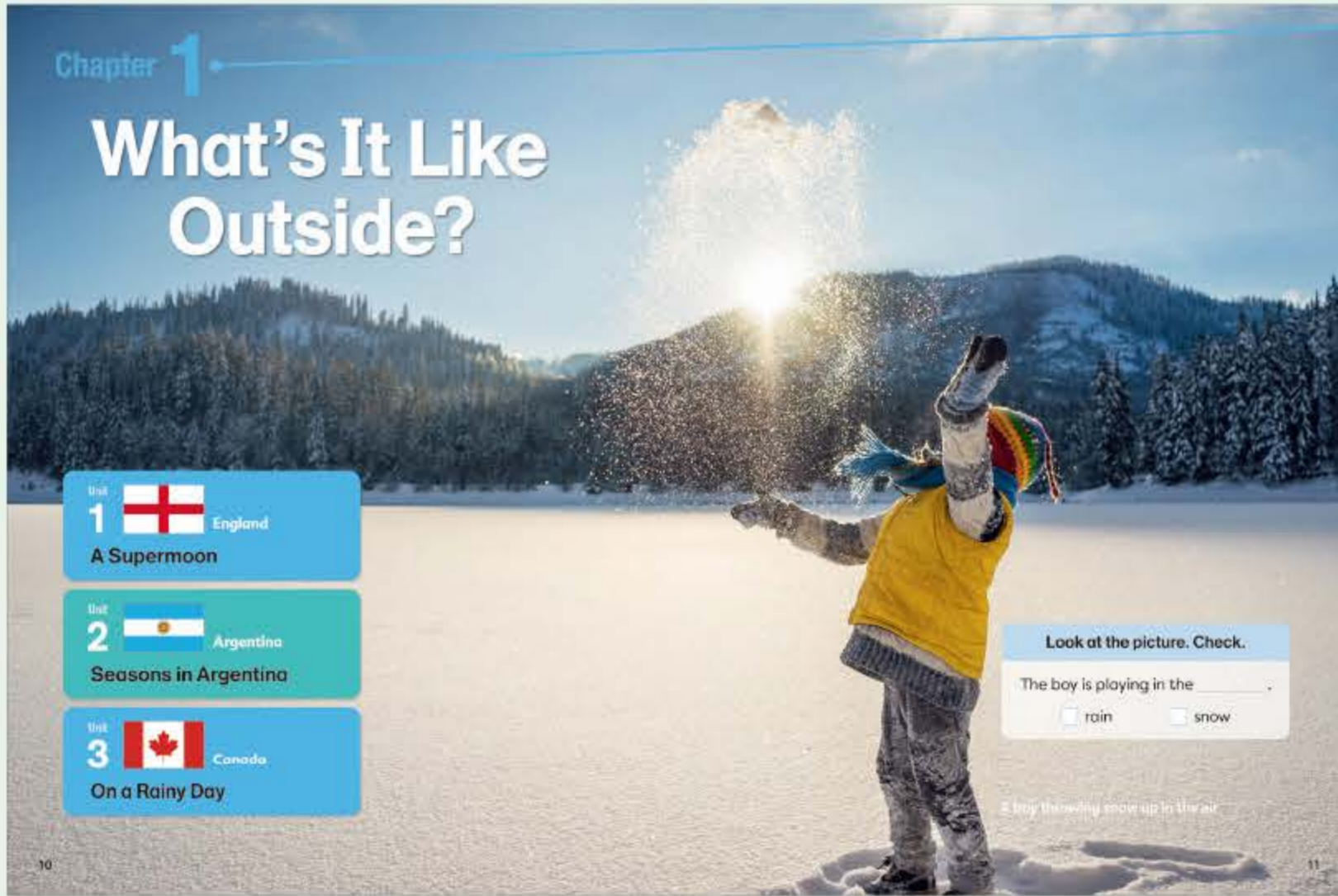
Serbia

Singapore

Australia

About Wonderful WORLD

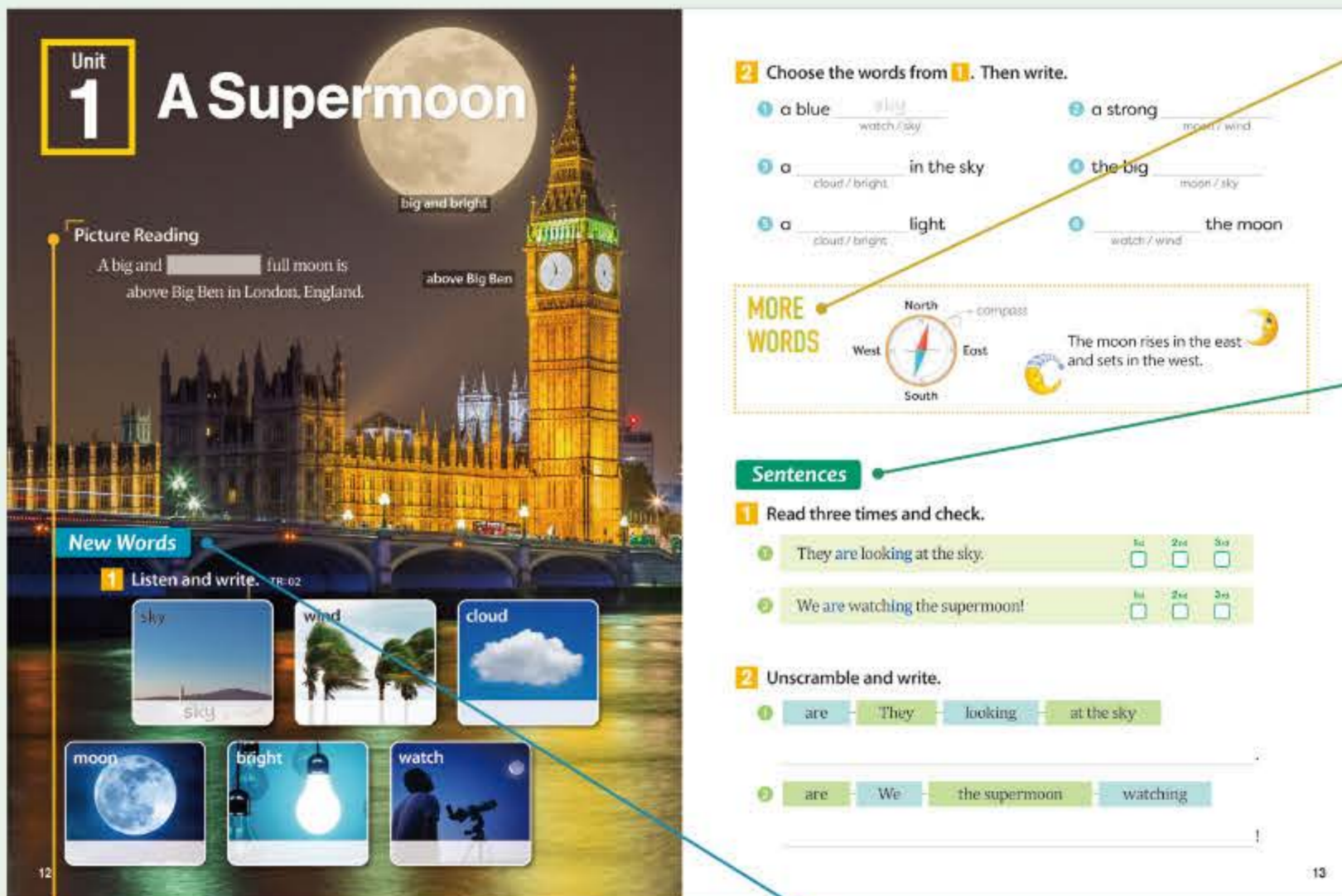
Chapter Each chapter contains three units of the same topic.



Chapter Opener

captures learners' interest with pictures from around the world. It introduces the chapter topic, the unit titles, and the countries each unit will explore. There is an accompanying activity which is connected to the picture.

Unit Each unit consists of six pages, including Picture Reading, New Words, Sentences, Reading Passage, etc.



MORE WORDS

presents some more words from the passage with the relevant pictures and sentences to broaden learners' understanding of the passage.

Sentences

helps learners explore the key sentence structures before reading the passage.

Picture Reading

allows learners to gain additional information on the topic and complete the right description of the picture based on the descriptive clauses on the picture. On this page, learners prepare themselves before reading the passage.

New Words

introduces the six key words from the passage with pictures and make learners practice the new words through listening and writing activities.

Listen and read. 14

A Supermoon

Dad and I pack our bags.
Now we're ready,
We're going sky watching
in Somerset, England.

There are many people at the hill.
They are looking at the sky.
It's cold. There are many wind tonight.
There are many clouds in the sky.
It's not raining or snowing.
It's a perfect night for sky watching.

The stars are coming out.
The moon starts to rise in the east.
It is a full moon.
Look! The moon is big and bright.
It looks very close to us.
We are watching the supermoon!
It's really cool!

MAIN IDEA What is the story about?
 going to school
 looking at the supermoon

About You Did you ever watch a full moon rise?

TRUE or FALSE
 1. Mom and I are ready to go sky watching.
 True False
 2. The supermoon is a full moon.
 True False

The supermoon looks 14 percent larger and 30 percent brighter than a regular full moon!

A supermoon in England

15

Listen and read

introduces a fun, informative, and level-appropriate passage with various types of writing and captivating pictures. It also broadens learners' knowledge of worldwide topics.

About You

gives learners a chance to speak about themselves in relation to the passage topic during the class.

TRUE or FALSE

offers simple questions to check learners' understanding of the passage.

MAIN IDEA

provides a chance to review the main idea of the passage.

Reading Comprehension

1 Read and choose.

- Where is Somerset?
a. in Argentina b. in England c. in America
- What is in the night sky?
a. a strong wind b. some clouds c. the moon
- The moon starts to _____ in the east.
a. rise b. set c. hide
- What is the supermoon like?
a. It is small and bright.
b. It is big and dark.
c. It is big and bright.

Dad and I are watching the _____.

Summary

1 Read and circle.

1 Mom / Dad / I go sky watching in Somerset, England. It is a perfect 2 night / day for sky watching. People look at the sky. The stars come out. The moon starts to rise in the 3 east / west. The moon is big and 4 dark / bright. It looks very close to us. It is the supermoon! It's really cool!

Sentences in Focus

1 Read and choose.

- They _____ at the sky.
a. are look b. is looking c. are looking
- We are _____ the supermoon!
a. watching b. watches c. watch
- It's not _____ or _____.
a. rainy — snow b. rain — snowing c. raining — snowing

Sentence Practice

1 Look and say.

What are you doing in this picture?
And in that picture? What are you doing?

I'm listening to music.
I'm looking at the moon. It's big!

Sentences in Focus

helps learners practice the key sentence structures of the passage to improve their reading skills.

Sentence Practice

deepens learners' speaking, listening, and writing skills through extended learning activities.

Reading Comprehension

checks learners' understanding of the passage through a series of multiple-choice and short answer questions.

Summary

enables learners to review and summarize what they have learned from the passage by choosing activity.

Review Chapters 1-2

1 Look and choose.



2 Write the months.

October	March	January	December	August	May
	February			April	
	June		July		
September			November		

3 Write.

have a picnic	play video games	ride a bike	ski	watch a movie
<Indoor Activities>		<Outdoor Activities>		

4 Read and match.

- | | |
|-----------------|-------------------------------|
| 1 You mustn't | a. my skis. |
| 2 We are | b. forget to bring a blanket! |
| 3 I can jump on | c. watching the supermoon. |

5 Choose and write.

- 1 He _____ snowboard. He's good at snowboarding.
(can / can't)
- 2 Shh! You _____ speak.
(must / mustn't)
- 3 It's too cold! I _____ put my hat on.
(must / mustn't)
- 4 May doesn't want to go skiing. She _____ ski.
(can / can't)

6 Choose and write.

- 1 I _____ watching a movie.
(is / am)
- 2 He _____ skiing on the hill.
(aren't / isn't)
- 3 It isn't _____ now.
(snow / snowing)
- 4 Aren't you _____ now?
(study / studying)

Review

helps learners review the vocabulary, structure, and reading comprehension for every two chapters. It provides supplementary comprehension questions to check learners' learning progress.

Video Chapters 1-2

BEFORE YOU WATCH

1 Which are winter sports? Check.



Video

presents a topic-related video in British English to learners.

BEFORE YOU WATCH

introduces words and pictures related to the topic of the video. Learners check their background knowledge of the topic.

WHILE YOU WATCH

2 What do you see in the video? Check.

- | | | |
|------------------------------------|------------------------------------|-----------------------------------|
| <input type="checkbox"/> snowboard | <input type="checkbox"/> hat | <input type="checkbox"/> baseball |
| <input type="checkbox"/> jeans | <input type="checkbox"/> ice skate | <input type="checkbox"/> soccer |
| <input type="checkbox"/> sweater | <input type="checkbox"/> trailer | <input type="checkbox"/> coat |

AFTER YOU WATCH

3 Read and circle.



- 1 You can play many sports in cold weather. True / False
- 2 Ice hockey is played with skis. True / False



- 3 You can ice skate without playing ice hockey. True / False
- 4 The girl is ice skating on a mountain. True / False

4 What winter sports can you do? Write and say.

There are many winter sports people can do.

I can _____ (winter sport).

To _____ (winter sport), I need _____ (item).

and _____ (item).

It is fun to _____ (winter sport).

WHILE YOU WATCH

lets learners confirm their understanding while watching the video.

AFTER YOU WATCH

lets learners check their listening comprehension through questions. It also provides learners a chance to share their own experience and practice a dialog.

Sentence Note

The sentence note allows learners to review words and sentences.

Unit 1 A Supermoon

A Read and write.

sky _____

wind _____

cloud _____

moon _____

bright _____

watch _____

east _____

west _____

Unit 2 Seasons in Argentina

A Read and write.

ride _____

school _____

vacation _____

cold _____

month _____

start _____

January _____

June _____

Workbook

The workbook offers learners a chance to review what they learned in class.

Unit 1 A Supermoon

A Match and write.

cloud sky wind

watch moon bright

B Read and circle.

There aren't any clouds watch in the sky.

It's a perfect night for sky bright watching.

Look! The moon is big and bright cloud.

It is a full wind moon.

C Read and write.

look They are looking at the moon.

come The stars _____ out.

watch We _____ the clouds.

rain It _____ now.

D Unscramble and write.

Many people / are / the sky / / looking at _____

watching / We / are / the supermoon / / _____

It's not / / snowing / raining or _____

is / The moon / / in the east / rising _____

We / sky watching / are / going / / in Somerset _____



Chapter **1**

What's It Like Outside?

Unit

1



England

A Supermoon

Unit

2



Argentina

Seasons in Argentina

Unit

3



Canada

On a Rainy Day