

Wonderful WORLD

Build Up Reading Skills for the Real World



LEXILE[®] 160L-410L
WORDS 70-100

BASIC **3**

CONTENTS




Chapter 1 | Places in My Town

Unit	Country	Title	Lexile / WC	Page
1	 Ireland	Places in Ireland	170L / 76 words	12
2	 Greece	My Town	350L / 87 words	18
3	 England	Places in London	290L / 93 words	24



Chapter 2 | Let's Eat!

Unit	Country	Title	Lexile / WC	Page
4	 Spain	The Tomato Festival	300L / 77 words	32
5	 France Singapore Trinidad and Tobago	Foods Around the World	360L / 94 words	38
6	 Canada	The Candy Store	230L / 85 words	44

Chapters 1-2	Review	50
	Video	52






Chapter 3 | Our Wonderful World

Unit	Country	Title	Lexile / WC	Page
7	 USA	Rock Climbing	160L / 76 words	58
8	 Mongolia	The Gobi Desert	410L / 88 words	64
9	 South Korea	Four Seasons	260L / 107 words	70



Chapter 4 | My Day

Unit	Country	Title	Lexile / WC	Page
10	 Portugal	Pedro's Weekly Schedule	370L / 85 words	78
11	 China	Huang's Day	300L / 109 words	84
12	 Australia	Kyra's Busy Day	380L / 84 words	90

Chapters 3-4

Review

96

Video

98

Get Ready for Wonderful WORLD

Unit 6



Let's go to the candy store!

Unit 1



People are at the library.

Unit 3



Let's go to London, England!

Canada

USA

England
Ireland
France
Spain
Portugal

Trinidad and Tobago

Unit 7



A man is climbing a rock.

Unit 10



Pedro has art lessons on Mondays.

Unit 4



People are throwing tomatoes!

Unit 8 



Camels like the desert.

Unit 9 



What's your favorite season?

Mongolia

South Korea

China

Singapore

Greece

Unit 11 



Huang has lunch with his friends.

Unit 2 



My favorite place is the playground.

Australia

Unit 12 



Let's have fun today!

Unit 5 



Let's eat and drink around the world.

About Wonderful WORLD

Chapter Each chapter contains three units of the same topic.



Chapter Opener

captures learners' interest with pictures from around the world. It introduces the chapter topic, the unit titles, and the countries each unit will explore. There is an accompanying activity which is connected to the picture.

Unit Each unit consists of six pages, including Picture Reading, New Words, Sentences, Reading Passage, etc.



MORE WORDS

presents three extra words that come from the passage with sticker activities.

Sentences


helps learners explore the key sentence structures before reading the passage.

Picture Reading

allows learners to gain additional information on the topic by completing the right description of the picture. On this page, learners prepare themselves before reading the passage.

New Words

introduces the six key words from the passage with pictures and make learners practice the new words through listening and choosing activities.

Listen and read. 

Places in Ireland

Look at the picture. Where are the people? They are at the library. What are they doing? They are reading books at the library.

Look at the old building. What is this place? It is a movie theater. What are the people doing? The people are watching a movie at the movie theater.

Look at the animals. Where are you? We are at the zoo. What are you doing there? We are looking at the animals.

MAIN IDEA The story is about _____ in Ireland.
 different places amazing animals


YES or NO
 1. The old building is the library. Yes No
 2. We are at the zoo now. Yes No

Level: 1901
WCT 76 words

The Library of Trinity College Dublin

The Savoy Cinema

Dublin Zoo



Listen and read

introduces a fun, informative, and level-appropriate passage with various types of writing and captivating pictures. It also broadens learners' knowledge of worldwide topics.

MAIN IDEA

provides a chance to review the main idea of the passage.




YES or NO

confirms learners' understanding of the passage.

Reading Comprehension

1 Read and choose.

1 The people are reading books at the _____.

a.  library b.  movie theater c.  zoo

2 The people are watching _____ at the movie theater.

a. pictures b. TV c. a movie


3 Q: What are you doing at the zoo?
 A: We are looking at the _____.


a. pictures b. books c. animals


Reading Skill

1 Match and write.

zoo library movie theater

1  _____ at the _____

2  _____ at the _____

3  _____ at the _____

Sentences in Focus

1 Read and choose.

1 _____ are they doing?
 a. Where b. What c. Who


2 What are you _____ there?
 a. do b. does c. doing

3 What _____ the people doing?
 a. is b. are c. do

Sentence Practice

1 Look and say.

What are you doing?
 I'm reading a book.



Sentences in Focus

helps learners practice the key sentence structures of the passage to improve their reading skills.

Sentence Practice

deepens learners' speaking, listening, and writing skills through extended learning activities.

Reading Comprehension

checks learners' understanding of the passage through a series of multiple-choice questions.

Reading Skill

allows learners to enhance their reading skills.

Review Chapters 1-2

1 Look and unscramble.

	o z o		l k a c o e
	y o t h p o s		n r i d k
	o p o l		l j c e u

2 Choose and write.

bread movie theater cheese library playground meat strawberry milk

In the Kitchen	In Town

3 Read and choose.

- Are they throwing mango / mangoes?
- They are throwing tomatoes / tomato.
- They are running through the streetes / streets.

4 Read and match.

- | | |
|------------------------|----------------------------|
| 1 Where are you? | a. It's next to the candy. |
| 2 What are they doing? | b. We are reading books. |
| 3 Where is it? | c. We're at the zoo. |
| 4 What are you doing? | d. They are running. |

5 Read and choose.

- Q: What / Where is the chocolate?
A: It's next to the candy.
- Q: What / Where are you doing?
A: I am reading a book.

6 Unscramble and write.

- to the museum / Let's / go
- go / to the zoo / Let's
- Let's / at the café / eat and drink

Review

helps learners review the vocabulary, structure, and reading comprehension for every two chapters. It provides supplementary comprehension questions to check learners' learning progress.

Video Chapters 1-2

BEFORE YOU WATCH

1 What do you like? Check.

	
<input type="checkbox"/> chicken	<input type="checkbox"/> mango
	
<input type="checkbox"/> milk	<input type="checkbox"/> bread
	
<input type="checkbox"/> cheese	<input type="checkbox"/> juice
	
<input type="checkbox"/> strawberry	<input type="checkbox"/> tomato



Video

presents a topic-related video in British English to learners.

BEFORE YOU WATCH

introduces words and pictures related to the topic of the video. Learners check their background knowledge of the topic.

WHILE YOU WATCH

2 What food do you see in the video? Check.

- | | | | |
|---------------------------------|------------------------------------|---------------------------------|--------------------------------|
| <input type="checkbox"/> orange | <input type="checkbox"/> lemonade | <input type="checkbox"/> banana | <input type="checkbox"/> bread |
| <input type="checkbox"/> tomato | <input type="checkbox"/> ice cream | <input type="checkbox"/> milk | <input type="checkbox"/> fish |

AFTER YOU WATCH

3 Read and circle.

CLIP 1



- The market is in Barcelona, Spain. Yes / No
- The market is new. Yes / No

CLIP 2



- You can't buy bread at the market. Yes / No
- There are tomatoes at the market. Yes / No



- CLIP 3**
- You can buy fish at the market. Yes / No
 - You can eat at the market. Yes / No

4 Talk about a market in your town.



There is a market in my town.

You can buy _____ at the market.

You can't buy _____, though.

I like _____. They're my favorite!

WHILE YOU WATCH

lets learners confirm their understanding while watching the video.

AFTER YOU WATCH


lets learners check their listening comprehension through questions. It also provides learners a chance to share their own experience and practice a dialog.


Word Note


The word note allows learners to review words.


Unit 1 Places in Ireland


A Trace and write.


 library

 read a book

 building


 place


 movie theater


 zoo


Unit 2 My Town


A Trace and write.


 town

 park

 market

 toy shop

 pool


 playground


Workbook


The workbook offers learners a chance to review what they learned in class.


Unit 1 Places in Ireland

A Circle and write.


 building
library


 read a book
movie theater


 place
read a book

 zoo
library

B Look and write.


 It is a _____.


 They are at the _____.

 We are at the _____.

Chapter 1 Places in My Town

C Check and say.

 They are watching a movie.
They are reading books.

 They are looking at the pictures.
They are looking at the animals.

D Check and write.

① What is he doing ? is doing

② _____ are they reading there? what where

③ What _____ you doing? are is

④ What _____ he watching? has is

E Unscramble and write.

① What / ? / are / doing / the people

② he / What / is / ? / at the zoo / doing

My favorite place is the _____.



Chapter 1

Places in My Town

Unit

1



Ireland

Places in Ireland

Unit

2



Greece

My Town

Unit

3



England

Places in London