

# Wonderful WORLD

Build Up Reading Skills for the Real World






LEXILE® 170L-350L  
WORDS 60-80

BASIC **2**

# CONTENTS



## Chapter 1 | My Body

Unit	Country	Title	Lexile / WC	Page
1	 England	Look at Me!	180L / 62 words	12
2	 Mexico	Face Painting	180L / 74 words	18
3	 Thailand	Animal Body Parts	260L / 88 words	24



## Chapter 2 | My Clothes

Unit	Country	Title	Lexile / WC	Page
4	 Japan	School Uniforms	210L / 71 words	32
5	 Canada	Winter Clothes	240L / 79 words	38
6	 Germany	Summer Clothes	240L / 81 words	44

Chapters 1-2

Review




50

Video

52






## Chapter 3 | What Can You Do?

Unit	Country	Title	Lexile / WC	Page
7	 USA	What Can Jason Do?	180L / 64 words	58
8	 Canada	A Special Painter	230L / 63 words	64
9	 Portugal	My Music Band	280L / 74 words	70



## Chapter 4 | Let's Play!

Unit	Country	Title	Lexile / WC	Page
10	 South Korea	Playing Soccer	170L / 71 words	78
11	 Netherlands	Playing Bossaball	350L / 78 words	84
12	 USA	My Favorite Team	300L / 72 words	90

Chapters 3-4	Review	96
	Video	98

# Get Ready for Wonderful WORLD

## Unit 5



Osha's clothes are warm.

## Unit 8



Pockets Warhol is an artist.

## Unit 7



Jason can cook.

## Unit 12



Are you watching the soccer game?

## Unit 2



The girl has paint on her face.

## Unit 1



I have a big smile on my face.

## Unit 9



We can play great music!



**Unit 11** 



The player is jumping and kicking the ball.

**Unit 6** 



Your T-shirt is blue.

**Unit 10** 



We are playing soccer.

**Unit 4** 



We have school uniforms.

**Unit 3** 

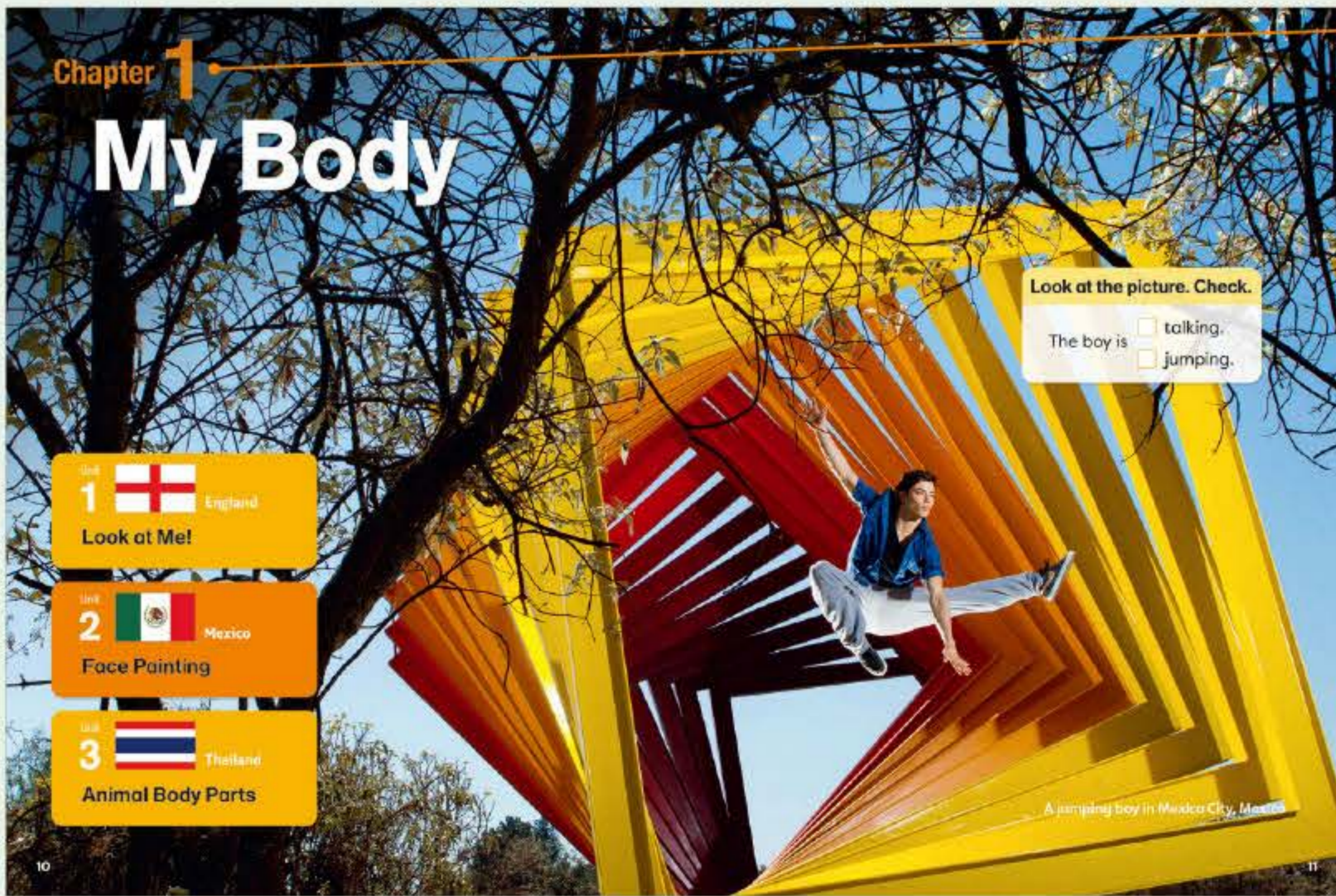


How many teeth does a shark have, Mom?



# About Wonderful WORLD

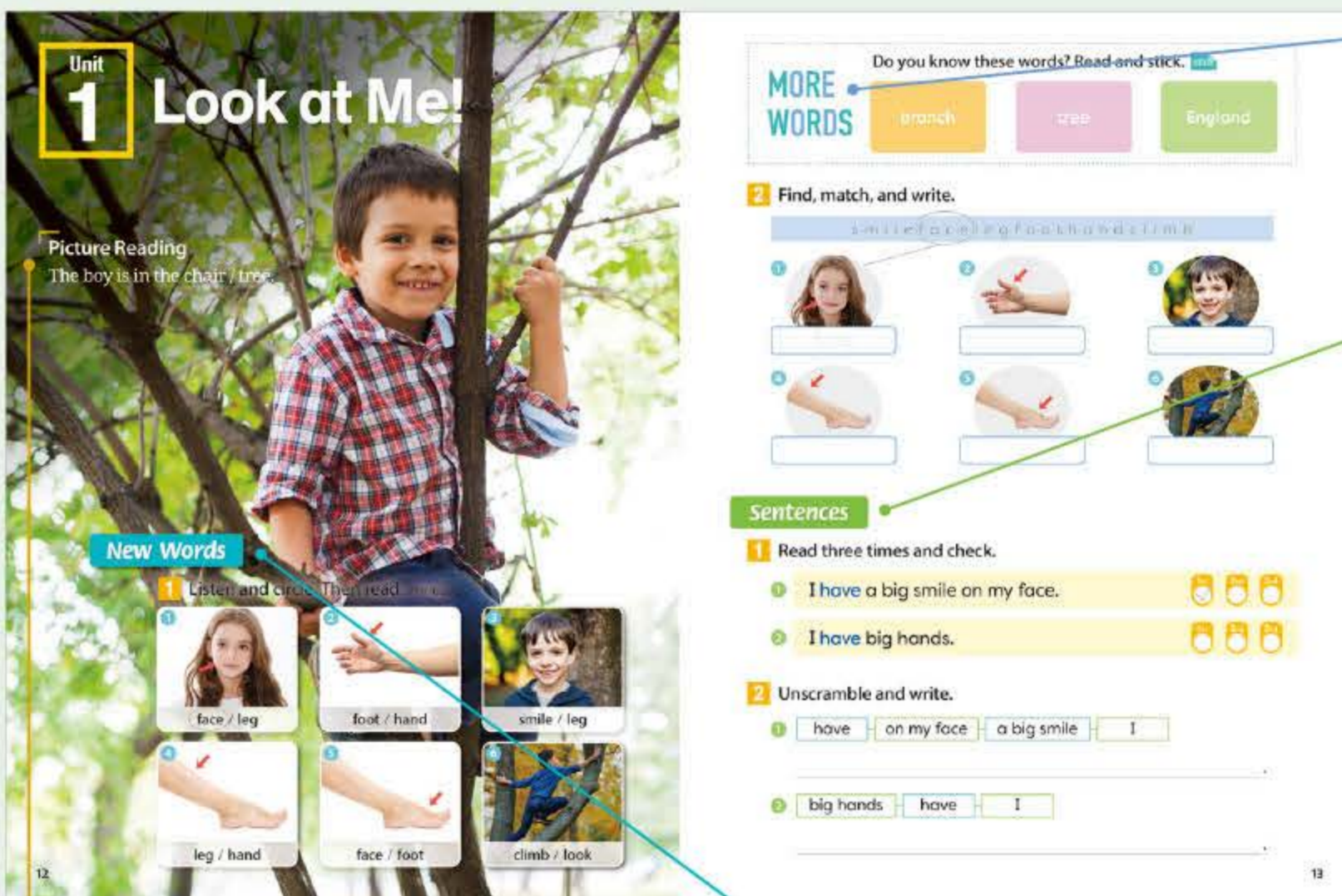
**Chapter** Each chapter contains three units of the same topic.



## Chapter Opener

captures learners' interest with pictures from around the world. It introduces the chapter topic, the unit titles, and the countries each unit will explore. There is an accompanying activity which is connected to the picture.

**Unit** Each unit consists of six pages, including Picture Reading, New Words, Sentences, Reading Passage, etc.



## MORE WORDS

presents three extra words that come from the passage with sticker activities.

## Sentences

helps learners explore the key sentence structures before reading the passage.

## Picture Reading

allows learners to gain additional information on the topic by completing the right description of the picture. On this page, learners prepare themselves before reading the passage.

## New Words

introduces the six key words from the passage with pictures and make learners practice the new words through listening and choosing activities.

Listen and read. 02:03

## Look at Me!

Look at me!  
I am in the backyard.  
My name is John.  
I'm hanging on a tree branch.  
It's fun!  
I have a big smile on my face.  
My hands are on the tree branch.  
My legs are around the tree branch, too.  
My feet are above the tree branch.  
Look! I can climb a tree!  
Can you climb a tree, too?



**MAIN IDEA** The story is about John  
 in the classroom  in the tree

**YES or NO**

1. John is under the tree.	<input type="checkbox"/> Yes <input type="checkbox"/> No
2. John smiles happily.	<input type="checkbox"/> Yes <input type="checkbox"/> No

### Listen and read

introduces a fun, informative, and level-appropriate passage with various types of writing and captivating pictures. It also broadens learners' knowledge of worldwide topics.

### MAIN IDEA

provides a chance to review the main idea of the passage.


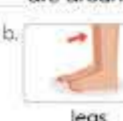

### YES or NO

confirms learners' understanding of the passage.




### Reading Comprehension

1 Read and choose.

1 John's \_\_\_\_\_ are around the tree branch.

a.  hands    b.  legs    c.  feet

2 John can \_\_\_\_\_ a tree.


a.  climb    b.  plant    c.  water

3 John has a big \_\_\_\_\_ on his \_\_\_\_\_.

a. arm — tree    b. smile — face    c. face — leg

### Reading Skill


1 Look and match.




a. hands →  a. above the tree branch  
 b. legs →  b. around the tree branch  
 c. feet →  c. on the tree branch

### Sentences in Focus

1 Look and choose.

1  a. I has a big smile on my face.  
 b. I have a big smile on my face.


2  a. I have big hands.  
 b. I has big hands.

### Sentence Practice

1 Look and say.

The elephant has four feet.

Yes!  
We have two feet.



### Sentences in Focus

helps learners practice the key sentence structures of the passage to improve their reading skills.

### Sentence Practice

deepens learners' speaking, listening, and writing skills through extended learning activities.

### Reading Comprehension

checks learners' understanding of the passage through a series of multiple-choice questions.

### Reading Skill

allows learners to enhance their reading skills.

## Review Chapters 1-2

### 1 Look and match.



boots    dress    T-shirt    pants    socks

### 2 Choose and write.

eyes    tail    legs    mouth    nose    paws    teeth    wings

People and animals have ...	Only animals have ...

### 3 Read and choose.

- My white hat is not old. It's new / long.
- My blue hat is not big. It's old / small.
- My yellow hat is not small. It's big / new.

### 4 Look and check.



- The girl wears a skirt.
- The girl has a toy robot.
- The robot has eyes.
- The girl and the robot have arms.

### 5 Read and choose.

- We wear skirts. Our / Their skirts are blue.
- Osha's / Osha coat is warm.
- How my / many paws does a lion have?

### 6 Look, choose, and write.



She has a red apple.  
has / have



He has a blue shirt.  
has / have



It doesn't have twelve legs.  
don't have / doesn't have

## Review

helps learners review the vocabulary, structure, and reading comprehension for every two chapters. It provides supplementary comprehension questions to check learners' learning progress.

## Video Chapters 1-2

British English

### BEFORE YOU WATCH

#### 1 What do you wear to school? Check.



## Video

presents a topic-related video in British English to learners.

### BEFORE YOU WATCH

introduces words and pictures related to the topic of the video. Learners check their background knowledge of the topic.

### WHILE YOU WATCH

#### 2 Look at the hats. What colors do you see in the video? Check.

- pink     brown     red  
 blue     orange     white

### AFTER YOU WATCH

#### 3 Read and circle.



- The Japanese girls are on their way home. Yes / No
- These girls have blue hats. Yes / No



- The boy is from South Africa. Yes / No
- The boy has a green jumper. Yes / No



- The children from Canada have warm jackets. Yes / No
- The children have red hats. Yes / No

#### 4 Talk about your clothes.



### WHILE YOU WATCH

lets learners confirm their understanding while watching the video.

### AFTER YOU WATCH


lets learners check their listening comprehension through questions. It also provides learners a chance to share their own experience and practice a dialog.


# Word Note


The word note allows learners to review words.


**Unit 1 Look at Me!**


**A Trace and write.**


 smile \_\_\_\_\_

 face \_\_\_\_\_

 hand \_\_\_\_\_


 leg \_\_\_\_\_


 foot \_\_\_\_\_


 climb \_\_\_\_\_


**Unit 2 Face Painting**


**A Trace and write.**


 eye \_\_\_\_\_

 nose \_\_\_\_\_

 mouth \_\_\_\_\_

 ear \_\_\_\_\_

 hair \_\_\_\_\_


 ribbon \_\_\_\_\_


# Workbook


The workbook offers learners a chance to review what they learned in class.


**Unit 1 Look at Me!**

**A Circle and write.**

 face hair


 foot hand


 leg head


 leg foot

**B Look and write.**

climb feet legs


 My \_\_\_\_\_ are around the tree branch.


 My \_\_\_\_\_ are above the tree branch.

 I can \_\_\_\_\_ a tree.

**Chapter 1 My Body**

**C Match and say.**

 I have a big smile on my face.

 My hands are on the tree branch.

**D Check and write.**

1 She  has  a cat.

2 I  have  big hands.

3 I  have  big feet.

4 He  has  a big smile.

**E Unscramble and write.**

1 have / a / big face / . / !

2 has / . / She / a / cute smile



Chapter **1**

# My Body

Unit

**1**



England

**Look at Me!**

Unit

**2**



Mexico

**Face Painting**

Unit

**3**



Thailand

**Animal Body Parts**