

Wonderful WORLD

Build Up Reading Skills for the Real World



LEXILE® 110L-290L
WORDS 50-70

BASIC **1**

CONTENTS






Chapter 1 | My Family

Unit	Country	Title	Lexile / WC	Page
1	 Canada	One Happy Family	130L / 51 words	12
2	 Greece	My Big Family	170L / 65 words	18
3	 Argentina	My Grandpa	170L / 54 words	24



Chapter 2 | My School

Unit	Country	Title	Lexile / WC	Page
4	 India	School in India	180L / 58 words	32
5	 South Africa	School in South Africa	290L / 64 words	38
6	 Mexico	Back to School	150L / 58 words	44

Chapters 1-2

Review

50

Video

52






Chapter 3 | Animals

Unit	Country	Title	Lexile / WC	Page
7	 USA	My Pets	110L / 64 words	58
8	 Kenya	Animals in Africa	230L / 56 words	64
9	 Australia	Sea Animals in Australia	240L / 68 words	70



Chapter 4 | My House

Unit	Country	Title	Lexile / WC	Page
10	 USA	My Nice House	210L / 58 words	78
11	 Poland	Agata's Room	180L / 75 words	84
12	 New Zealand	At the Twins' House	180L / 74 words	90
Chapters 3-4		Review		96
		Video		98

Get Ready for Wonderful **WORLD**

Unit 1



They are one happy family.

Unit 7



This is a big, orange fish.

Unit 10



Look at the living room.

Unit 6



Are books on your list?

Unit 3



Grandpa is good at dancing.

Argentina

Canada

USA

Mexico

Unit 11



Agata and her mom are in her bedroom.

Unit 2



This is my family.

Unit 4



School is fun in India!

Unit 9



It's a dolphin.

Unit 12



We're eight years old today!

Unit 5



The boys and girls are at school.

Unit 8



Elephants live in Africa.



About Wonderful WORLD

Chapter Each chapter contains three units of the same topic.



Chapter Opener

captures learners' interest with pictures from around the world. It introduces the chapter topic, the unit titles, and the countries each unit will explore. There is an accompanying activity which is connected to the picture.

Unit Each unit consists of six pages, including Picture Reading, New Words, Sentences, Reading Passage, etc.



MORE WORDS

presents three extra words that come from the passage with sticker activities.

Sentences

helps learners explore the key sentence structures before reading the passage.

Picture Reading

allows learners to gain additional information on the topic by completing the right description of the picture. On this page, learners prepare themselves before reading the passage.

New Words

introduces the six key words from the passage with pictures and make learners practice the new words through listening and choosing activities.

Listen and read. **mom**

One Happy Family

They are a family.
They are from Canada.

Look at the woman.
She is a mom.
Look at the man.
He is a dad.
Look at the girl.
She is a sister.
Look at the boy.
He is a brother.
Look at the baby.
How cute!
They are one happy family.

MAIN IDEA The story is about a family an animal

YES or NO

- The family is from Canada. Yes No
- The family is sad. Yes No

Level: 130L
WC: 51 words

A family in Canada

Listen and read

introduces a fun, informative, and level-appropriate passage with various types of writing and captivating pictures. It also broadens learners' knowledge of worldwide topics.

MAIN IDEA

provides a chance to review the main idea of the passage.

YES or NO

confirms learners' understanding of the passage.

Reading Comprehension

1 Read and choose.

1 There are _____ members in the family.

a. two b. five c. ten

2 They are one happy _____.

a. friends b. sisters c. family

3 The baby is _____.

a. sad b. cute c. angry

Reading Skill

1 Choose and write.

dad
mom
brother
baby
sister

Sentences in Focus

1 Look and choose.

1 She is mom.

2 He is dad.

3 It is an .

Sentence Practice

1 Look and say.

Look! She is a mom!

He is a brother.

She is a sister.

Sentences in Focus

helps learners practice the key sentence structures of the passage to improve their reading skills.

Sentence Practice

deepens learners' speaking, listening, and writing skills through extended learning activities.

Reading Comprehension

checks learners' understanding of the passage through a series of multiple-choice questions.

Reading Skill

allows learners to enhance their reading skills.

Review Chapters 1-2

1 Look and match.



pencil book grandma ruler clock

2 Choose and write.

aunt board brother pen student sister teacher uncle

My School	My Family

3 Choose and write.

1 She's _____ mom. 2 He's _____ uncle.
 a / an a / an

3 We are _____ 4 They are _____
 student / students sister / sisters

50

Review

helps learners review the vocabulary, structure, and reading comprehension for every two chapters. It provides supplementary comprehension questions to check learners' learning progress.

4 Look, read, and choose.



- 1 My dad is short / tall.
- 2 Look at me! I'm tall / funny.
- 3 My grandma and grandpa are old. They are happy / angry.
- 4 My cousin is a baby / teacher.

5 Read and choose.

- 1 We're / We's good friends.
- 2 She isn't / aren't young.
- 3 They am not / aren't in the classroom.


6 Look and write.



Q: _____ it an eraser?
 A: Yes, it _____.



Q: _____ it a board?
 A: No, it _____. It is a map.



Q: _____ they rulers?
 A: Yes, they _____.

51

Video Chapters 1-2



BEFORE YOU WATCH

1 What do you use in school? Check.



52

Video

presents a topic-related video in British English to learners.

BEFORE YOU WATCH

introduces words and pictures related to the topic of the video. Learners check their background knowledge of the topic.

WHILE YOU WATCH

2 What do you see in the video? Check.

- grandma map cousin
 chair desk school bag

AFTER YOU WATCH

3 Read and circle.



- 1 Jin has a brother. Yes / No
- 2 Jin's grandma is his dad's mom. Yes / No



- 3 Lia is with her cousins. Yes / No
- 4 Lia is with her grandma. Yes / No



- 5 José's brother is in his class. Yes / No
- 6 José's class doesn't have books. Yes / No

4 Introduce your family members.



This is my _____ family member.
 He's / She's _____ young / old.
 This is my _____ family member.
 He's / She's _____ tall / short.
 I like my family.

54

55

WHILE YOU WATCH

lets learners confirm their understanding while watching the video.


AFTER YOU WATCH


lets learners check their listening comprehension through questions. It also provides learners a chance to share their own experience and practice a dialog.


Word Note The word note allows learners to review words.


Unit 1 One Happy Family


A Trace and write.


 family _____

 mom _____

 dad _____


 sister _____


 brother _____


 baby _____


Unit 2 My Big Family


A Trace and write.


 grandma _____

 grandpa _____

 uncle _____

 aunt _____


 cousin _____


 great _____


Workbook The workbook offers learners a chance to review what they learned in class.


Unit 1 One Happy Family

A Circle and write.


1  brother / sister


2  dad / mom


3  family / baby

4  sister / dad

B Look and write.


1  He is a _____.


2  She is a _____.

3  They are a _____.

Chapter 1 My Family

C Match and say.

1  She is a mom.

2  He is a brother.

D Choose and write.

baby aunt mom orange egg sister dad brother

a _____ an _____

E Unscramble and write.

1 Is / She / sister / a / .

2 a / is / / He / brother



Chapter **1**

My Family

Unit

1



Canada

One Happy Family

Unit

2



Greece

My Big Family

Unit

3



Argentina

My Grandpa

