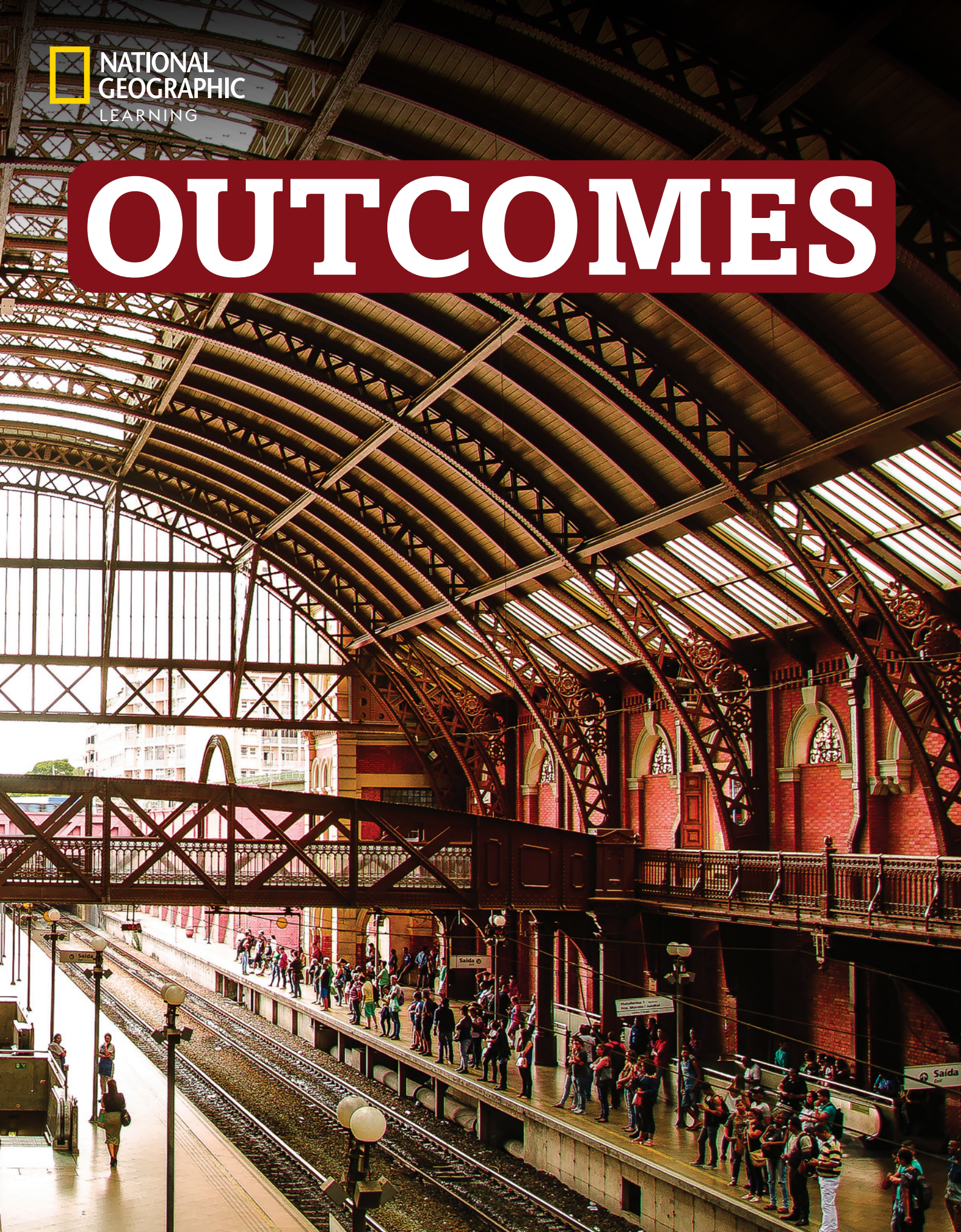


OUTCOMES



BEGINNER
STUDENT'S BOOK with the Spark platform

HUGH DELLAR
ANDREW WALKLEY

SPARK PLATFORM

1 Get your **Course Key**: _____.



Teacher-led: Ask your school or teacher.



Self-Study: Ask for one from [ELTNGL.com/coursekey](https://www.eltngl.com/coursekey)

2 Scratch off to get your **Access Code**.

3 Then go here: **learn.eltngl.com**

4 Click **Register**.

5 Complete the form and **Sign In** with your account.

6 Download the **Online Practice - NGL** app for offline use.



OUTCOMES



1

BE

- introduce yourself and other people
- understand simple questions with *be*
- answer questions with one or two words
- use numbers to say prices and times
- order in a coffee shop
- say the order is wrong

page 6



2

LIVE, WORK, EAT

- ask and say where you live
- ask about someone's job
- talk about people you know
- understand a menu
- say what you like / don't like
- answer a waiter and order food

page 14

VIDEO 1: People page 22 REVIEW 1: page 23



3

LOVE, WANT, NEED

- ask how things are
- respond to good and bad news
- use adjectives to describe things
- ask and talk about things people have
- ask someone to repeat

page 24



4

WHERE AND WHEN?

- ask about places and say what's there
- understand simple directions
- talk about your week
- ask for help / ask to do things in class

page 32

VIDEO 2: Morning page 40 REVIEW 2: page 41



5

GOING PLACES

- talk about good places to go
- say how to get to places
- talk about journeys
- buy train tickets
- ask about and say your plans
- say where and when to meet

page 42



6

AWAY FROM HOME

- say there's a problem
- say *don't worry* and *that's OK*
- ask how something was
- check in to a hotel
- talk about your stay
- ask what people did

page 50

VIDEO 3: Ancient land page 58 REVIEW 3: page 59

GRAMMAR	VOCABULARY	READING	LISTENING	DEVELOPING CONVERSATIONS
<ul style="list-style-type: none"> • 'm, 's, 're • Questions with <i>be</i> • <i>his, her, our, their</i> • <i>not</i> 	<ul style="list-style-type: none"> • Numbers 1–12 • People • Numbers 13–22 • Question words • Times and prices • In a coffee shop 	<ul style="list-style-type: none"> • Invitations 	<ul style="list-style-type: none"> • Meeting people and introducing yourself • Ordering in a coffee shop 	<ul style="list-style-type: none"> • Checking names • Ordering and serving drinks
<ul style="list-style-type: none"> • Present simple • Present simple questions: <i>do you</i> • Present simple: <i>don't (do not)</i> • Plural / no plural • <i>like / don't like</i> 	<ul style="list-style-type: none"> • My home • Jobs • Food and drinks 	<ul style="list-style-type: none"> • The world in one city 	<ul style="list-style-type: none"> • Where do you live? • Ordering in a restaurant 	<ul style="list-style-type: none"> • <i>And you?</i> • Ordering food
<ul style="list-style-type: none"> • Negatives with <i>be</i> • Present simple: <i>doesn't</i> • Present simple questions: <i>does</i> • <i>a</i> and <i>any</i> 	<ul style="list-style-type: none"> • Adjectives • <i>go, take, want</i> • Things 	<ul style="list-style-type: none"> • What do people want? 	<ul style="list-style-type: none"> • Asking how things are 	<ul style="list-style-type: none"> • Responding to news • Asking for help in conversation
<ul style="list-style-type: none"> • <i>Is there ...? / There's ...</i> • Adverbs of frequency • <i>Can ...?</i> 	<ul style="list-style-type: none"> • Places • Days and times of day • Classroom verbs 	<ul style="list-style-type: none"> • The end of the working week 	<ul style="list-style-type: none"> • Giving directions 	<ul style="list-style-type: none"> • <i>called</i>
<ul style="list-style-type: none"> • <i>Are there ...? / There are ...</i> • Talking about plans: <i>I'm/We're going</i> • Asking about plans: <i>going</i> and <i>doing</i> 	<ul style="list-style-type: none"> • Getting there • Buying tickets 	<ul style="list-style-type: none"> • Why I love train travel 	<ul style="list-style-type: none"> • Talking about good places to go • Talking about plans 	<ul style="list-style-type: none"> • <i>best</i> • <i>Where are you going?</i> • <i>I'll meet you</i>
<ul style="list-style-type: none"> • Past simple: common irregular verbs • Regular past simple endings • Past simple negatives • Past simple questions 	<ul style="list-style-type: none"> • Problems • Hotels and checking in 	<ul style="list-style-type: none"> • A holiday in Costa Rica 	<ul style="list-style-type: none"> • Meeting a friend at the airport • A conversation in a hostel 	<ul style="list-style-type: none"> • <i>Don't worry / That's OK</i>



7

GOING OUT AND STAYING IN

page 60

- talk about activities you like
- say what you like doing or prefer
- talk about books, TV and music
- talk about people and things from other countries
- talk about clothes you want to buy
- ask and give opinions



8

HERE AND THERE

page 68

- talk about what people are doing
- explain why someone isn't there
- talk about houses and rooms
- ask about things you can't find
- talk about working at home

VIDEO 4: Bike riding in Utah page 76 REVIEW 4: page 77



9

HEALTHY AND HAPPY

page 78

- talk about health and problems
- ask people if they are better
- talk about what's important in a country or society
- talk about small and large quantities
- talk about how you know people
- ask about places people have been to



10

NEWS

page 86

- talk about the weather
- tell people about future plans and predictions
- say what's happening near you
- make plans with other people
- talk about some simple news stories
- ask questions about the news

VIDEO 5: A special skill page 94 REVIEW 5: page 95



11

LIFE AND HISTORY

page 96

- talk about celebrations and events
- invite people and reply
- talk about dates and when things happen
- talk about your life
- take part in a guided tour
- ask questions about people and places



12

THANK YOU AND GOODBYE

page 104

- tell someone a problem
- offer solutions and say thank you
- explain purpose
- talk about gifts
- tell people what to do
- say goodbye

VIDEO 6: Diwali page 112 REVIEW 6: page 113

GRAMMAR	VOCABULARY	READING	LISTENING	DEVELOPING CONVERSATIONS
<ul style="list-style-type: none"> • <i>like + -ing</i> • Present continuous: <i>I'm</i> and <i>are you ... ?</i> • <i>this/these, one/ones</i> 	<ul style="list-style-type: none"> • Words for activities • Country adjectives • Buying clothes 	<ul style="list-style-type: none"> • Are you a big reader? 	<ul style="list-style-type: none"> • Talking about activities you like • Talking about what you are doing • Buying new clothes 	<ul style="list-style-type: none"> • <i>Me too</i> and <i>I prefer</i> • Opinions
<ul style="list-style-type: none"> • Present continuous: all forms • Personal pronouns 	<ul style="list-style-type: none"> • Collocations • In the house • Verbs and people 	<ul style="list-style-type: none"> • Homeworkers 	<ul style="list-style-type: none"> • Where are they? • Talking about something you lost 	<ul style="list-style-type: none"> • Sending messages • <i>maybe</i>
<ul style="list-style-type: none"> • Time phrases for the past • Quantity 	<ul style="list-style-type: none"> • Bad health and accidents • Country and society • Meeting and moving 	<ul style="list-style-type: none"> • Iceland: possibly the best country in the world 	<ul style="list-style-type: none"> • Talking about health and problems • Talking about how you know people 	<ul style="list-style-type: none"> • <i>Are you feeling better?</i> • <i>Have you been ...?</i>
<ul style="list-style-type: none"> • Future: <i>am/are/is going</i> • Past forms review 	<ul style="list-style-type: none"> • Summer and winter • Entertainment • National and international news 	<ul style="list-style-type: none"> • A year of fun in one weekend 	<ul style="list-style-type: none"> • Talking about the weather 	<ul style="list-style-type: none"> • <i>I think so / I don't think so</i> • Deciding what to do
<ul style="list-style-type: none"> • Questions review • Explaining when: time phrases • Explaining why: <i>because</i> and <i>so</i> 	<ul style="list-style-type: none"> • Months • Life events • History 	<ul style="list-style-type: none"> • A changed life: John Bird • A very short history of Suwon Hwaseong 	<ul style="list-style-type: none"> • Talking about future events and inviting people • Asking a tour guide questions 	<ul style="list-style-type: none"> • Invitations
<ul style="list-style-type: none"> • <i>I'll</i> • Explaining purpose: <i>for</i> or <i>to</i> • Telling people to do things: imperatives 	<ul style="list-style-type: none"> • Offering solutions • Leaving and saying goodbye 	<ul style="list-style-type: none"> • How to give better gifts 	<ul style="list-style-type: none"> • Offering solutions 	<ul style="list-style-type: none"> • Checking and thanking

1 BE





3



4



11

IN THIS UNIT YOU LEARN HOW TO:

- introduce yourself and other people
- understand simple questions with *be*
- answer questions with one or two words
- use numbers to say prices and times
- order in a coffee shop
- say the order is wrong

1 **1** Listen to the numbers.

1 one	5 five	9 nine
2 two	6 six	10 ten
3 three	7 seven	11 eleven
4 four	8 eight	12 twelve

2 **1** Listen again. Repeat the numbers.

WORDS FOR UNIT 1

3 Look at the words and photos.

1 husband and wife	7 that's right
2 what?	8 fresh orange juice
3 Sorry!	9 have lunch
4 a baby boy	10 I don't know!
5 tea with milk	11 the number 19 bus
6 food and drink	12 a big flat

4 **2** Listen and repeat the words.

5 Work in pairs. Don't look at the words.

Student A: say the number.
Student B: say the word(s).

Unit 1 Be 7

12



NICE TO MEET YOU

LISTENING

- 1 3 Listen to the conversation.



Teacher: What's your name?

Student: Lara.

Teacher: Hi. I'm Greg.

Student: Nice to meet you.

Teacher: Yes. You too.

- 2 4 Listen and repeat.

1 What's your name?

2 Nice to meet you.

- 3 Practise the conversation from Exercise 1 with other students. Say your names.

- 4 5 Listen to Khalid introduce Lara and Dom.



Khalid: Lara, this is my friend Dom.

Lara: Hi. Nice to meet you.

Dom: Yes. You too.

- 5 Work in groups. Introduce other students.

DEVELOPING CONVERSATIONS

Checking names

A: *Who's she?*

B: *Aretha Franklin.*



A: *Who are they?*

B: *I don't know.*



A: *Who's he?*

B: *I don't know.*



- 6 Look at the people in File 1 on page 144. Check the names.

- 7 Work in pairs. Say all the names in the class.

A: *Lara, Khalid, ... Who's she?*

B: *I don't know. He's Joan. Who's he?*

VOCABULARY People

- 8 Look at the picture. Complete sentences 1–4 with the words from the box.



doctor	husband	son
friend	sister	teacher

- Bob: Tina is my wife. She's a doctor. This is my daughter, Poppy. And he is my _____, Connor.
- Tina: Bob is my _____. He's a teacher in an English school.
- Poppy: My mother is a _____ and my father is a _____. Connor is my big brother.
- Connor: Poppy's my _____. She's eight. Kevin is my best _____. We're in the same class at school.

- 9 **6** Listen and check.

- 10 **7** Listen and repeat the words.

my brother	my father	my mother	a teacher
my daughter	my friend	my sister	my wife
a doctor	my husband	my son	

- 11 Write the names of five people in your life.

Macu	Hugh
Matthew	Rebeca
Shirley	

- 12 Work in pairs. Give your names to your partner. Your partner asks questions.

A: *Who is Macu?*

B: *She's my wife.*

A: *Who is Matthew?*

B: *He's my friend.*

GRAMMAR

'm, 's, 're

am

I'm Andrew. (= I am)

is

She's a doctor. (= She is)

He's my brother. (= He is)

My name's Ian (= My name is)

This is my friend, John.

are

You're Naomi, right? (= You are)

We're your teachers. (= We are)

They're in my class. (= They're)

- 13 Complete the sentences.

1 A: Who is Maria?

B: She _____ my wife.

2 A: Who is he?

B: Greg. He _____ our teacher.

3 A: Lara. This _____ my sister, Katia.

B: Hi. Nice to meet you.

4 A: You _____ Ana, right?

B: No. I _____ Zeynep. She _____ Ana!

A: Oh! Sorry!

5 A: Who are they?

B: _____'re my children!

A: Nice! What are their names?

B: My son is Cristiano and my daughter _____ Inés.

- 14 **8** Listen and check the answers.

- 15 **8** Listen again. Practise the conversations.

G For more practice, see Exercises 1–4 on page 114.

CONVERSATION PRACTICE

- 16 Work in pairs. Say or ask who the people are. Choose 1 or 2:

1 Show photos on your phone.

2 Look at the photos in File 1 on page 144. They are your family and friends!

9 For more practice, listen to three more examples.

WHERE'S THE PARTY?

REVIEW AND SPEAKING

- Work in pairs. Say words for people.
son, friend ...
- Work in pairs. Read the conversations. Use your own names.
A: You're *Khalid*, right?
B: No. I'm *Ben*.
A: Oh, sorry.

A: You're *Joan*, right?
B: Yes – and you're *Harry*.
A: Yes. How are you?
B: Good, thanks.

A: Sorry. What's your name?
B: *Ben*. And you?
A: *Tina*. How are you?
B: Fine, thanks.
- Check the names of other people in the class.

VOCABULARY Numbers 13–22


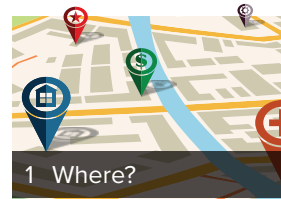
- ▶ 10 Listen and repeat the numbers.

13 thirteen	18 eighteen
14 fourteen	19 nineteen
15 fifteen	20 twenty
16 sixteen	21 twenty-one
17 seventeen	22 twenty-two

- ▶ 11 Listen. Write the numbers.
1 _____, _____, _____, _____ [?]
2 _____, _____, _____, _____ [?]
3 _____, _____, _____, _____ [?]
4 _____, _____, _____, _____ [?]
- Work in pairs. Look at Exercise 5 again. What's the next number?
A: *What's the number?* B: *What's the number?*
B: *It's eighteen.* B: *I don't know.*
A: *Yes, that's right.*
- ▶ 12 Listen and check.

VOCABULARY Question words

- ▶ 13 Look at the photos. Listen and repeat.



- ▶ 14 Write the question words. Listen and check.

- _____ is she? My wife.
- _____ is it? São Paulo in Brazil.
- _____ is it? Eight o'clock.
- _____ is it? Twenty-two dollars.
- _____ is it? Fifteen minutes.
- _____ is she? She's thirteen.

- ▶ 15 Listen to some questions and answers. Choose the answer you hear (a, b or c).

- | | |
|--|--|
| 1 How are you?
a Good.
b Fine, thanks.
c OK. | 5 Who's she?
a My mother.
b That's my daughter.
c My friend, Amani. |
| 2 How long is the class?
a One hour.
b Three hours.
c Twenty minutes. | 6 How much is lunch?
a Fourteen euros.
b Seven twenty.
c Sixteen dollars. |
| 3 How old are you?
a Thirteen.
b Eight.
c Nineteen. I'm twenty on Saturday! | 7 What time is it?
a Five.
b Three o'clock.
c Ten. |
| 4 Where are you from?
a New York.
b China.
c Here! | 8 What's your phone number?
a 71 33 68 922
b 022 193 548
c 069 455 781 |

V For more countries, see page 139.

GRAMMAR

Questions with *be*

are

- A: How **are** you? B: I'm OK.
 A: Where **are** you from? B: Japan.
 A: **Are** you OK? B: Yes, thanks.

is

- A: How much **is** it? B: Two pounds.
 A: How old **is** he? B: He's 18.
 A: Who **is** she? B: My teacher.
 A: **Is** it nice? B: Yes, it's good!

11 Complete the questions with *are* or *is*.

- Where _____ you from?
- How _____ you?
- Where _____ he from?
- How long _____ the class?
- How old _____ you?
- What time _____ the party?
- How old _____ your son?
- _____ she nice?
- Who _____ he?
- How much _____ it?

G For more practice, see Exercises 1–4 on page 115.

12 16 Listen and check. The questions are fast then slow.

13 Work in pairs. Practise the questions.

SPEAKING

14 Write answers to the questions. Use one or two words.

- What time is it?
- How are you?
- Where are you from?
- How old are you?
- How long is the coffee break?

15 Work in pairs. Ask and answer the questions.

GRAMMAR

his, her, our, their

- Tia's party = **her** party
 Pedro's daughter = **his** daughter
 Tom and Peter's flat = **their** flat
 Sara's and my son = **our** son

G For practice, see Exercises 1 and 2 on page 115.

READING

16 Read the invitations. Answer the questions.

- 1 What day is Tia's party?
- 2 What's Joe and Kate's phone number?
- 3 Where's Sara and Pedro's party?
- 4 Who is Santiago?
- 5 How long is Tom and Peter's party?
- 6 What number is Tom and Peter's flat?

•	Friday 15
•	
•	Saturday 16
•	
•	Sunday 17

17 Write five more questions about the parties.

- 1 How old is _____?
How old is Tia? / How old is Joe and Kate's daughter?
- 2 Where's _____?
- 3 What time is _____?
- 4 How long _____?
- 5 _____?

18 Work in pairs. Ask and answer your questions from Exercise 17.

17

INVITATION!

OUR DAUGHTER TIA IS 18

Come to her party at:
 Selale Restaurant
 25 Green Lanes
 Friday 15th
 9pm – 2am
 Joe and Kate's phone: 121 786 5539



SARA AND PEDRO

HAVE A NEW BABY BOY!

Come to our party and meet Santiago
 (and his sister Rebeca!)

The Spanish Centre 3 High Street	Saturday 16 th 12pm – 6pm Lunch at 2pm
-------------------------------------	---

Mobile: 07311 762 4683

TOM AND PETER HAVE A NEW FLAT

COME TO OUR PARTY AT
 Flat 6 Floor 3
 19 Old Street
 3pm – 8pm
 This Sunday (17th)
 email: tom@xmail.com



TIME FOR COFFEE

Coffee and cake

VOCABULARY Times and prices

1 ▶ 18 Listen and repeat the numbers.

20 twenty	60 sixty
21 twenty-one	65 sixty-five
30 thirty	70 seventy
32 thirty-two	76 seventy-six
40 forty	80 eighty
43 forty-three	87 eighty-seven
50 fifty	90 ninety
54 fifty-four	98 ninety-eight

Times		
10.25	ten twenty five	
2.00	two	two o'clock
16.30	four thirty	sixteen thirty
Prices		
£3.99	three ninety-nine	three pounds ninety-nine
€17.50	seventeen fifty	seventeen euros fifty

2 ▶ 19 Listen. Write the time or price.

- | | |
|---------------------------------|---------------------------|
| 1 It's 3._____. | 5 A cappuccino is €_____. |
| 2 It's £15._____. | 6 Lunch is at _____. |
| 3 The class is at _____. | 7 Sandwiches are \$_____. |
| 4 The coffee break is at _____. | 8 My bus is at _____. |

3 Work in pairs. Remember the questions from Exercise 2. Ask and answer the questions.

VOCABULARY In a coffee shop

4 ▶ 20 Listen and repeat words from a menu.

americano	espresso	medium	small
cake	large	orange juice	tea
cappuccino	latte	sandwich	water

5 ▶ 21 Listen and repeat the words in sentences.

6 Work in pairs. Ask the prices. Complete the menu.

Student A: look at the menu on this page.

Student B: look at the menu in File 3 on page 145.

A: How much is a medium cappuccino?

MENU	Large Medium Small		
	Large	Medium	Small
Hot drinks			
cappuccino	3.75	_____	2.90
latte	_____	3.40	_____
americano	_____	2.80	2.30
espresso	2.05	1.60	
tea	2.25	1.95	1.60
Cold drinks			
fresh orange juice	_____	3.95	3.45
Coke	2.15		
water	_____		
Food			
cakes	4.95	sandwiches	_____

7 Ask about prices.

How much is a cappuccino in your country?

How much is _____ in _____?

DEVELOPING CONVERSATIONS

Ordering and serving drinks

A: **What would you like?**

B: *A large americano.*

A: *Americano. **Anything else?***

B: *Yes – one medium orange juice.*

A: *OK. **Anything else?***

B: **No, thanks.**

A: *OK. **That's £7.05 (seven oh five).***

8 ▶ 22 Listen to the conversation.

9 Have similar conversations. Use the menu on page 12.

LISTENING

10 ▶ 23 Listen to a man in a coffee shop. Tick (✓) the food and drink on the menu. How much is it?

11 ▶ 24 Listen to part 2 of the conversation.

What's the problem (a, b or c)?

a It's not the right coffee.

b It's not the right money.

c It's not a large cappuccino.

GRAMMAR

not

*It's **not** right.*

*It's **not** a black tea.*

*It's **not** fifty pounds.*

*It's medium – **not** large.*

*My tea – it's **not** hot!*

12 Add **not**.

1 A: What's the problem?

B: My tea – it's ^{not} right.

2 A: What's the problem?

B: My coffee – it's a cappuccino.

3 A: Yes, sir. Are you OK?

B: Sorry. It's a small tea – large.

4 A: Are you OK?

B: No. It's coffee cake – chocolate.

5 A: Is everything OK?

B: No. My tea's hot.

6 A: What's the problem?

B: It's right. It's 35 euros. It's 29.

13 ▶ 25 Listen and check.

14 ▶ 26 Listen and repeat the answers.

15 Have similar conversations. Use the pictures.

1



A: *What's the problem?*

B: *My coffee, it's small – not large.*

A: *Sorry.*

A: *Are you OK?*

B: *It's not a large coffee.*

A: *Sorry.*

2



4



3



5



G For more practice, see Exercise 1 on page 116.

SPEAKING

16 Have conversations. Take turns.

Student A: assistant

Student B: customer

Hi. How are you?

What would you like?

Anything else?

That's

Are you OK?

Oh, yes. Sorry. Here you are.

Here you are.

No, ...

Thanks.

PRONUNCIATION AND REVIEW

17 ▶ 27 Listen to the sentences. They are fast. Write the number.

This is my son, John. _____

This is my friend, Don. _____

Where are you from? _____

What's her name? 1

What time is the class? _____

What's your phone number? _____

18 ▶ 28 Listen and check the answers. They are slow then fast.

19 Work in pairs. Say the sentences. Reply.

A: *This is my son, John.* B: *Hello. Nice to meet you.*

G For more pronunciation, see Exercise 1 on page 116.

2 LIVE, WORK, EAT





3

IN THIS UNIT YOU LEARN HOW TO:

- ask and say where you live
- ask about someone's job
- talk about people you know
- understand a menu
- say what you like / don't like
- answer a waiter and order food

WORDS FOR UNIT 2

1 Look at the words and photos.

- | | |
|------------------------------|------------------------------------|
| 1 a big city | 7 some meat |
| 2 near and far | 8 a taxi driver |
| 3 a lot of children | 9 fresh fruit |
| 4 it's expensive | 10 work in an office |
| 5 some nurses | 11 walk in the park |
| 6 I don't like it | 12 a small village |

2 29 Listen and repeat the words.

3 Work in pairs. Don't look at the words.

Student A: say the number.

Student B: say the word(s).



4



7



8



11



12